

17.2.1

RELATIONSHIPS WITH REGIONAL NGOs AND GOVERNMENT FOR SDG POLICY

No.	Title	Link/Evidence
Evidence 1	Consultative Discussions and Partnership-Based Visit with Philippine Council for Health and Research Development (PCHRD)	News Article: UNP Chronicle June 2022 issue Vol. 2, s. 2022 Page 10 https://drive.google.com/file/d/1dpv-TIWa_7_a6ukc-ongHUKbtjxxCPPn/view
Evidence 2	Participation to RDC-1 Regional Budget Forum	<ul style="list-style-type: none"> ○ NEDA RO-1 invitation to the FY 2023 Regional Budgeting Guidelines & Conduct of the Regional Budget Forum (February 8, 2022) ○ FY 2023 Regional Budget Guidelines ○ Proof of submission of required RDC forms ○ RDC Forms submitted
Evidence 3	Participation in the Public Consultation on Proposed SUC Levelling Criteria, Point System, and Implementing Guidelines with CHED	<ul style="list-style-type: none"> ○ Email received from suclevelling@ched.gov.ph with subject: SL Public Consultation Presentations ○ Memorandum No. 2022-256. UNP conducted Public Consultation: Proposed SUC Levelling Guidelines, Point System, and Implementing Guidelines

		<ul style="list-style-type: none"> ○ Proof of submission: Comments, Inputs or Recommendations submitted to suclevelling@ched.gov.ph ○ Consolidated Comments, Inputs or Recommendations for the SUC Levelling Criteria and Guidelines
Evidence 4	Participation to Lower Amburayan River System-Water Quality Management Area (LARS-WQMA) Governing Board Quarterly Regular Meetings	<ul style="list-style-type: none"> ○ Zoom Link to the First Quarter Joint Governing Board, Executive Committee, Technical Working Group and Multi-Sectoral Hybrid Group Meeting (February 18, 2022) ○ Invitation to the 2nd Quarter LARS-WQMA Joint Governing Board, Executive Committee, Technical Working Group and Multi-Sectoral Group blended meeting ○ Objectives and Agenda to the Lower Amburayan River System-Water Quality Management Area (LARS-WQMA) First Quarter Joint Governing Board, Executive Committee, Technical Working Group, and Multi-Sectoral Hybrid Group Meeting ○ LARS-WQMA Board Resolution No. 1 series of 2022 ○ Lower Amburayan River System Water Quality Management Area Monitoring Data CY 2021

Evidence 1

Consultative Discussions and Partnership-Based Visit with Philippine Council for Health and Research Development (PCHRD)

Supporting documents:

News Article:

UNP Chronicle June 2022 issue

Vol. 2, s. 2022 Page 10



Evidence 2

Participation to RDC-1 Regional Budget Forum



REGIONAL DEVELOPMENT COUNCIL – ILOCOS REGION

NEDA REGIONAL OFFICE 1

FOR : All Heads of Agency Regional Offices (AROs), State Universities and Colleges (SUCs), Government-Owned and Controlled Corporations (GOCCs), and All Others Concerned

SUBJECT : FY 2023 REGIONAL BUDGETING GUIDELINES AND CONDUCT OF THE REGIONAL BUDGET FORUM

DATE : 8 February 2022

1. This is to provide you with the RDC-1 Budget Memorandum No. 01, s. 2022 which contains the guidelines and activities in the preparation, review and endorsement of the FY 2023 Agency Budget Proposals. This is in pursuit of the RDC's mandate to ensure that agency programs and projects are consistent and supportive to the development thrusts and priorities of the region.
2. The prescribed RDC Budget Forms (1, 1a, 2 and 3) are also attached for you to accomplish and send to the RDCBCC Secretariat (c/o NEDA-1) not later than **March 01, 2022** thru email at nro1@neda.gov.ph copy furnished pdipbd.nro1@gmail.com. The RDBCC Secretariat will undertake initial review and assessment on the inclusion of the FY 2023 AIP programs and projects in your respective FY2023 budget proposals.
3. We are also inviting your Planning and Budget Officers to attend the RDC-1 Regional Budget Forum on **February 15, 2022, 1:30 PM, via virtual conferencing** for the orientation on the salient features of the Regional Budgeting Guidelines, the prescribed RDC Budget Forms, and the presentation template as inputs to the Budget Review and Consultation to facilitate the review and endorsement of agency budget proposals. Please register thru this link: <https://tinyurl.com/BudgetForum2022Req>. The zoom meeting credentials will be forwarded to the registered email-addresses.
4. For queries and clarifications, you may reach our secretariat, Ms. Mayanne Flores, at telephone no. (072) 888-2680 or through email at nro1@neda.gov.ph.
5. For your appropriate action.

JUAN CARLO S. MEDINA
Chairman, RDBCC-1
(Chairman, RDC-1)

DESIGNATION	INITIAL	DATE
SEDS	MEF	01/27/22
CEDS	CMC	01/28/22
ARD	IBU	01/28/22

Regional Budget Forum

February 15, 2022 @ 1:30 PM

JOO Conference Room, NEDA RO-1, San Fernando City, La Union/ via Zoom

A. Objectives of the Forum

At the end of the forum, the participants shall have:

1. been informed of the salient features of the FY 2023 Regional Budgeting Guidelines;
2. been informed of the calendar of activities for the FY 2023 Budget Preparation;
3. been informed on the prescribed RDC Budget Forms and powerpoint presentation template;
4. discussed updates on preparation of FY 2023 Annual Investment Program; and
5. been informed of the next steps and other matters.

B. Programme of Activities

Time	Activity/Agenda Topics	Presenter
1:30-2:00	Acknowledgment of Participants	Mr. Blessmelord Emir C. Gacutan
	Welcome Remarks and Presentation of the Objectives of the Forum	Director Nestor G. Rillon
2:01-2:45	Presentation and discussion of the ff: <ul style="list-style-type: none">• FY 2023 Regional Budgeting Guidelines• RDC Budget Forms and Presentation Template	Ms. Mayanne E. Flores
2:46-3:00	<ul style="list-style-type: none">• Updates on FY 2023 Annual Investment Program preparation	Mr. Ednore Freynon N. Perez
3:01-3:30	Open Forum	NEDA-1, Participants
3:31-3:45	Next Steps	Ms. Caroline M. Castro
3:46	Adjournment	
<i>Moderator/Emcee: Ms. Fatima Ross E. Perez</i>		



REGIONAL DEVELOPMENT COUNCIL – ILOCOS REGION

NEDA REGIONAL OFFICE 1

RDC-1 BUDGET MEMORANDUM NO. 1, S. 2022

FOR : All Heads of Agency Regional Offices (AROs), State Universities and Colleges (SUCs), Government-Owned and Controlled Corporations (GOCCs), and All Others Concerned

SUBJECT : FY 2023 REGIONAL BUDGETING GUIDELINES

Date : 8 February 2022

1. PURPOSE

The Regional Development Council (RDC)-1 issues this memorandum to provide guidelines in the preparation, review and endorsement of the priority programs and projects of AROs, SUCs and GOCCs for inclusion in the FY 2023 Agency Budget Proposals pursuant to the Executive Order (EO) 325¹ dated April 12, 1996, Memorandum Circular (MC) 54² dated February 2, 2004 and the National Budget Memorandum (NBM) 142³ dated January 12, 2022.

This memorandum shall also ensure that agency priority programs and projects are consistent and supportive of the regional thrusts and priorities as contained in the **Enhanced Regional Development Plan (RDP) 2017- 2022** and its Results Matrices, and the **Enhanced Regional Development Investment Program (RDIP) 2017-2022**. Considering that the successor RDP 2023-2028 is expected to be finalized by the first quarter of CY 2023, the RDC-1 will continue to adopt the thrusts and priorities of the Enhanced RDP which was approved in November 2020 and the Enhanced RDIP which was prepared in March 2021 to respond to the continuing and recent development initiatives in the country and in the region.

As emphasized in the NBM No. 142, the FY 2023 budget shall also take into account the continuing impact of the pandemic and the complementation of priority programs and projects with the Local Government Units (LGUs) and support in strengthening the LGU development capacities in light of the Supreme Court (SC) decision on the joint Mandanas-Garcia petitions.

¹ Reorganization of the Regional Development Councils [Repealing Executive Order No. 308, series of 1987, as amended by Executive Order Nos. 318, (s. of 1988), 347 (s. of 1989), 366 (s. of 1989), 455 (s. of 1991) and 505 (s. 1992)]

² Strengthening the Regional Development Councils' Function on the Review and Endorsement of the National Government's Budget and For Other Purposes

³ National Budget Call for FY 2023

2. REGIONAL BUDGETING FRAMEWORK

2.1 The regional budget preparation process shall incorporate the following policy directions:

2.1.1 Consistency with the policies of the Duterte Administration as embodied in the **0-10 Point Socioeconomic Agenda** and the **Philippine Development Plan (PDP)** and the priority programs and projects contained in the **Public Investment Program (PIP)** and **Approved 2023-2025 Three-Year Rolling Infrastructure Program (TRIP)**;

2.1.2 Supportive of the region's vision of becoming the agribusiness and tourism hub in Northern Philippines and operationalize the goals, strategies and priorities embodied in the **Enhanced RDP 2017-2022** and the priority programs and projects contained in the **Enhanced RDIP 2017-2022**;

2.1.3 Implementation of EO No. 138, s. 2021⁴ on the devolution of functions, services, and facilities to LGUs in phases with the complete hand over from the National Government (NG) to the LGUs not later than FY 2024 (NBM 142, section 2.3). Hence, agencies should refrain from duplicating the direct delivery of devolved functions and services with the LGUs, and rather focus on capacitating and monitoring the LGUs and shift to addressing emerging national and local program concerns consistent with the strategies outlined in their respective DBM-approved Devolution Transition Plans (DTPs) (NBM 142, Section 1.4);

2.1.4 Provision of full support to the poorest, lagging and most climate vulnerable areas;

2.1.5 Strengthen Monitoring and Evaluation (M&E) through the Results-based Monitoring, Evaluation and Reporting (RbMER) Policy Framework; and

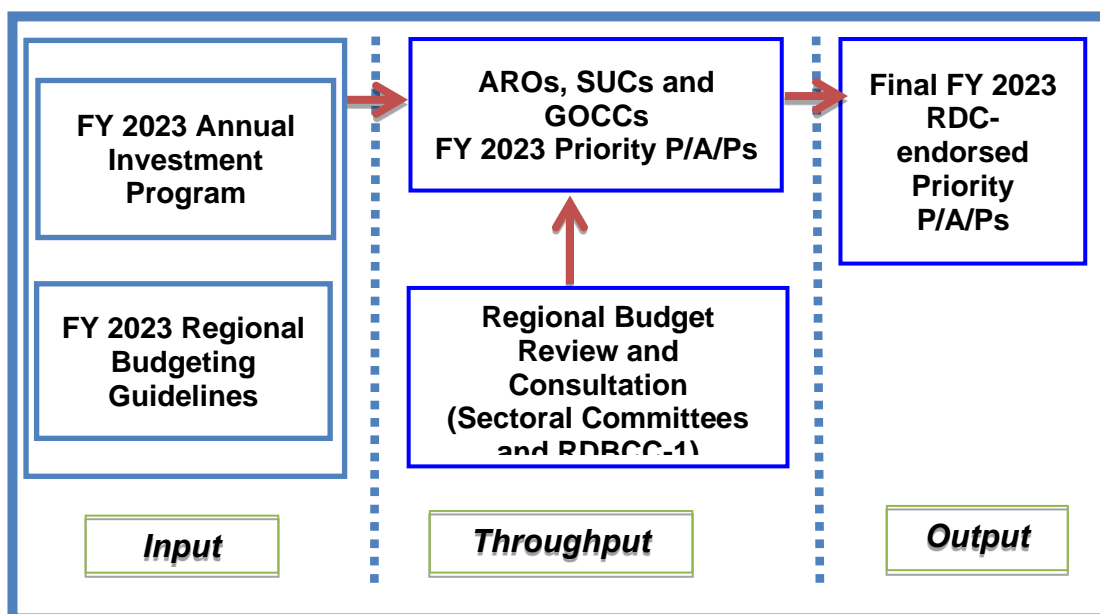
2.1.6 Continued adoption of the budgetary strategies and procedures such as the Cash Budgeting System (CBS); Two-Tier Budgeting Approach (2TBA); Unified Accounts Code Structure (UACS); Program-based budgeting structure through the Program Expenditure Classification (PREXC) Approach; and disaggregation of lump-sum amounts within the agency specific budgets.

2.2 In the preparation of FY 2023 budget proposals, all participating AROs, SUCs, and GOCCs are enjoined to take into consideration the following:

2.2.1 FY 2023 Annual Investment Program (AIP); and

2.2.2 FY 2023 Regional Budgeting Guidelines.

⁴ Full Devolution of Certain Functions of the Executive Branch to Local Governments, Creation of a Committee on Devolution, and for Other Purposes



- 2.3 The RDC-1 shall undertake the Regional Budget Review and Consultation through the Regional Development Budget Coordination Committee-1 (RDBCC-1) in collaboration with the Sectoral Committees of the RDC-1 to be participated in by key AROs, SUCs and GOCCs as enumerated in item 5.4 of this Memorandum. Participating AROs, SUCs, and GOCCs shall consider the recommendations of the RDC in their FY 2023 Budget Proposals for endorsement to their Agency Central Offices (ACOs) and Commission on Higher Education (CHED) Central Office (CO) for the SUCs.

3. REGIONAL DEVELOPMENT THRUSTS, PRIORITIES AND STRATEGIES

- 3.1 Anchored on the national government's 0-10 Point Socioeconomic Agenda and the PDP, all AROs, SUCs and GOCCs shall ensure that the priority programs and projects in their budget proposals directly support the following sector outcomes as embodied in the various chapters of the Enhanced RDP 2017-2022:

3.1.1 Social Sector

- Nutrition and health outcomes for all improved (*Chapter 10*)
- Income-earning ability increased and adaptability enhanced (*Chapter 10*)
- Flexible and continuous learning opportunities for all improved (*Chapter 10*)
- Universal and transformative social protection for all achieved (*Chapter 11*)
- Safe, resilient and sustainable communities built (*Chapter 12*)
- Demographic transition accelerated (*Chapter 13*)
- Gains from demographic dividend maximized (*Chapter 13*)
- Safe, orderly, and regular migration ensured (*Chapter 21*)

3.1.2 Infrastructure Sector

- Infrastructure development accelerated and operations sustained (*Chapter 19*)

3.1.3 Economic Sector

- Economic opportunities in Agriculture, Fishery and Forestry (AFF) across provinces expanded (*Chapter 8*)
- Access to economic opportunities of small farmers and fisherfolk increased (*Chapter 8*)
- Economic opportunities in industry and services across provinces expanded (*Chapter 9*)
- Access to economic opportunities in industry and services for Micro, Small and Medium Enterprises (MSMEs), Cooperatives, and Overseas Filipinos (OFs) increased (*Chapter 9*)
- Competitive and sustainable tourism enhanced (*Chapter 9*)
- Technology adoption scaled-up (*Chapter 14*)
- Innovation stimulated (*Chapter 14*)
- Sound, stable, and supportive macroeconomic environment sustained (*Chapter 15*)

3.1.4 Governance Sector

- People-centered, clean, technology-enabled and responsive governance ensured (*Chapter 5*)
- Swift, fair and humane administration of justice ensured (*Chapter 6*)
- Philippine culture and values towards *bayanihan* promoted (*Chapter 7*)
- Consumer welfare improved (*Chapter 16*)
- Market efficiency improved (*Chapter 16*)
- Just and lasting peace attained (*Chapter 17*)
- Security, public order, and safety ensured (*Chapter 18*)

3.1.5 Environment and Natural Resources Sector

- Ecological integrity, clean and healthy environment ensured (*Chapter 20*)
- Clean and healthy environment protected (*Chapter 20*)

3.2 All AROs, SUCs and GOCCs shall also ensure the inclusion of priority programs and projects responsive to the:

3.2.1 Sustainable Development Goals (SDG) 2030;

3.2.2 Regional Recovery Program (RRP) from COVID-19

3.2.3 Balik Probinsya, Bagong Pag-asa (BP²) Program

- 3.2.4 Regional Task Force to End Local Communist Armed Conflict (RTF-ELCAC) Implementation Plan;
 - 3.2.5 Magnificent Magic 7 (MM7) Convergence Program
 - 3.2.6 Lower Amburayan Development Corridor (LADC) Strategic Plan;
 - 3.2.7 Regional Disaster Risk Reduction and Management (RDRRM) Program
 - 3.2.8 EO No. 352⁵ dated July 2, 1996 on the System of Designated Statistics;
 - 3.2.9 Harmonized Region 1 Research and Development Agenda, CY 2017-2022; and
 - 3.2.10 Gender and Development Agenda pursuant to and in accordance with Republic Act (R.A.) No. 9710 or the Magna Carta of Women.
- 3.3 All concerned AROs with devolved services under Section 17 of R.A. No. 7160 or the Local Government Code of 1991 and other applicable laws, shall support the roll-out of the SC decision on the Mandanas-Garcia petition. Specifically, concerned AROs shall observe the following:
- 3.3.1 Include the funding requirement for capacity building programs for LGUs to enable them to assume the devolved functions and services (NBM 142, Section 2.4.1);
 - 3.3.2 Prioritize subsidies for local projects of LGUs belonging to the 5th and 6th income classes, the Geographically Isolated and Depressed Areas (GIDA) as well as those with the highest poverty incidences, ranked in top third highest (NBM 142, Section 2.4.2); and
 - 3.3.3 Be consistent with the DBM-approved DTPs or the DTP duly endorsed by its Devolution Transition Committee if the plan has not yet been approved by the DBM (NBM 142, Section 2.4.3).
- 3.4 All AROs, SUCs, and GOCCs are enjoined to consider the District Representatives' Proposals in their FY2023 Budget Proposals.

4. RDC-ACO DIALOGUE

To pursue the priority development projects of Region I, the RDC-1 shall ensure participation to the RDC-ACO Consultation/Dialogue being facilitated by the NEDA Central Office. The activity will be attended by all RDCs and selected ACOs.

⁵ Designation of Statistical Activities that will Generate Critical Data for Decision Making of the Government and the Private Sector

5. RDC BUDGET REVIEW AND CONSULTATION

- 5.1 A **Regional Budget Forum** shall be conducted on **February 15, 2022** to orient all the participating agencies with the budget review and consultation process, and to emphasize and strengthen the link of planning and investment programming processes with the budget process.
- 5.2 The **RDC Budget Review and Consultation** shall be undertaken by the RDBCC through the **RDC Sectoral Committees** during their 1st Quarter Regular Meetings as follows:

Sectoral Committee	Schedule of Meeting cum Budget Consultation
Infrastructure	March 08, 2022
Economic Development	March 09, 2022
Social Development	March 10, 2022
Governance	March 11, 2022
Environment	March 14, 2022

- 5.3 The RDBCC is composed of the following:

Chairperson – Hon. Juan Carlo S. Medina, RDC-1 Chairperson
Co-Chairperson – Director Ria V. Bansigan, DBM
Co-Chairperson – Director Nestor G. Rillon, NEDA

Members:

- a) RDC-1 Private Sector Representatives
- b) Provincial Local Government Units
- c) League of Municipalities in the Philippines
- d) Department of the Interior and Local Government for RTF-ELCAC
- e) Office of Civil Defense for RDRRMC
- f) Department of Science and Technology for RRDIC
- g) Commission on Human Rights for RGADC
- h) Philippine Statistics Authority (PSA)
- i) CHED for SUCs

Guest panelists:

- a) Members of Congress or their duly designated representatives
- b) National Anti-Poverty Commission for MM7

5.4 Participating key regional agencies:

5.4.1 Social Sector

- CHED
- Commission on Population
- Department of Education
- Department of Health
- Department of Social Welfare and Development
- National Commission on Indigenous Peoples
- National Housing Authority
- Technical Education and Skills Development Authority

- State Universities and Colleges
 - Don Mariano Marcos Memorial State University
 - Ilocos Sur Polytechnic State College
 - Mariano Marcos State University
 - North Luzon Philippines State College
 - Pangasinan State University
 - University of Northern Philippines

5.4.2 Infrastructure Sector

- Department of Public Works and Highways
- Department of Transportation
- Land Transportation Office
- National Irrigation Administration
- Poro Point Management Corporation

5.4.3 Economic Sector

- Bureau of Fisheries and Aquatic Resources
- Department of Agrarian Reform
- Department of Agriculture
- Department of Labor and Employment
- Department of Science and Technology
- Department of Tourism
- Department of Trade and Industry
- National Tobacco Administration
- Philippine Coconut Authority

5.4.4 Governance Sector

- Department of the Interior and Local Government
- Philippine National Police

5.4.5 Environment Sector

- Department of Environment and Natural Resources
- Environmental Management Bureau
- Mines and Geosciences Bureau

5.5 Agency Presentation

The AROs, SUCs and GOCCs are enjoined to present only the priority programs and projects which are supportive of the Regional Development Thrusts, Priorities and Strategies as indicated in item 3 of this Memorandum using the prescribed power point presentation template. The RDC-1 shall continue to adopt the policy that the **Regional Director or Head of the Agency** shall present the budget proposals.

6. AROs/SUCS/GOCCs BUDGET PROPOSAL SUBMISSION REQUIREMENTS

- 6.1 All AROs, SUCs and GOCCs who will participate in the RDC Budget Review and Consultation shall provide the duly accomplished RDC Forms to the RDBCC Secretariat (NEDA RO-1) not later than **March 01, 2022**.

a) For AROs:

RDC Budget Forms	Title
Form 1	List of RDC-endorsed Priority Programs and Projects, FY 2023
Form 1.a	List of FY 2022 RDC-endorsed Priority Programs and Projects with Approved Budget and Attributed to Specific Sub-Development Plans
Form 2	List of RDC-endorsed Priority Programs and Projects for FY 2023, by Province
Form 3	List of RDC-endorsed Priority Programs and Projects for FY 2023, by Congressional District

b) For SUCs:

RDC Budget Forms	Title
Form 1	List of RDC-endorsed Priority Programs and Projects, FY 2023
Form 1.a	List of FY 2022 RDC-endorsed Priority Programs and Projects with Approved Budget and Attributed to Specific Sub-Development Plans
Form 3	List of RDC-endorsed Priority Programs and Projects for FY 2023, by Congressional District

- 6.2 RDC Budget Form 1 will include the details of the FY 2023 Proposed Budget with comparison on FY 2022 Approved Budget levels;
- 6.3 RDC Budget Form 1 will have a sub-form, the RDC Budget Form 1.a., which will contain the FY 2022 Approved Budget with breakdown by sub- development plan. The information indicated in this form will be the reference of the RDC/NEDA secretariat in updating the RDIP 2017-2022 and will serve as basis for enrollment in the online Regional Project Monitoring and Evaluation System (RPMES). A separate communication will be issued for the details of the online RPMES enrollment.
- 6.4 RDC Budget Forms 2 and 3 will contain the FY 2023 Proposed Budget with disaggregation by Province and by Congressional District, respectively.
- 6.5 If necessary, the NEDA-1 shall extend technical assistance to the AROs, SUCs and GOCCs in accomplishing the RDC Forms.

7. AROs/SUCs/GOCCs BUDGET PROPOSAL ENDORSEMENT BY RDC-1

All AROs, SUCs and GOCCs shall submit their final FY 2023 Budget Proposal utilizing the required RDC budget forms, duly signed by the Regional Director or Head of Agency, to the RDBCC-1 Secretariat for endorsement to their respective ACOs and the CHED (for SUCs).

8. POST BUDGET PREPARATION ACTIVITIES

The AROs, SUCs and GOCCs shall follow up from their respective ACOs and the CHED for SUCs actions taken on the RDC-endorsed budget proposals upon submission to the DBM CO and shall accordingly provide feedback to the RDC-1.

9. The participation and cooperation of everyone is hereby enjoined to ensure effective, efficient, and harmonious development efforts.



JUAN CARLO S. MEDINA
Chairperson, RDBCC-1
(Chairperson, RDC-1)

Table 1**FY 2023 Region I Budget Preparation Calendar**

Activity	Date	Responsible Entity
1. Issuance of National Budget Memorandum No. 142: FY 2023 Budget Call	January 12, 2022	DBM-CO
2. Issuance of RDC-I Budget Memo – FY 2023 Regional Budgeting Guidelines and Forms	February 08, 2022	RDBCC-I
3. Regional Budget Forum	February 15, 2022	RDBCC-1
4. Preparation of FY 2023 Budget Proposals	January – March 2022	All AROs/SUCs/GOCCs
5. Submission of FY 2023 Budget Proposals to the RDBCC-1 Secretariat	March 01, 2022	All AROs/SUCs/GOCCs
6. RDC-I FY 2023 Regional Budget Review and Consultation	March 8-11 and 14, 2022	RDC Sectoral Committees/RDBCC-1/ All AROs/SUCs/GOCCs
7. RDC-1 Full Council Meeting	March 30, 2022	RDC-1 Full Council
8. Submission of Final Copies of FY 2023 Budget Proposals to the RDBCC-1 Secretariat	April 06, 2022	All AROs/SUCs/GOCCs
9. Endorsement of FY 2023 Budget Proposals to ACOs/CHED (for SUCs)	April 15, 2022	RDBCC-1 Secretariat
10. RDC-ACO Dialogue	TBA	
11. Feedback by AROs/ACOs of action taken on RDC-1 endorsement	June 17, 2022 onwards	All AROs/SUCs/GOCCs



Revised RDC forms 2023 _UNP

2 messages

University Planning and Information Management <upim@unp.edu.ph>
To: feperez@neda.gov.ph

Wed, Apr 6, 2022 at 9:49 AM

Maa'am:


Good day!


Respectfully submitting the revised RDC Budget Forms for FY 2023 of the University of Northern Philippines.

Please acknowledge receipt.

Thank you.

4 attachments

 **RDC Form 02_revised.pdf**
671K

 **RDC Form 03_revised.pdf**
676K

 **RDC Form 01.a.pdf**
971K

 **RDC Form 01.pdf**
741K

Fatima Ross E. Perez <feperez@neda.gov.ph>
To: University Planning and Information Management <upim@unp.edu.ph>

Wed, Apr 6, 2022 at 9:58 AM

Received po, Ma'am.

Thank you po.

From: University Planning and Information Management <upim@unp.edu.ph>
Sent: Wednesday, 6 April 2022 9:49 am
To: Fatima Ross E. Perez <feperez@neda.gov.ph>
Subject: Revised RDC forms 2023 _UNP

[EXTERNAL EMAIL] CAUTION: This email originated from outside of the organization. DO NOT click links or open attachments unless you recognize the sender and know the content(s) are safe. When in doubt, always check on FULL email address of sender.

[Quoted text hidden]

 NEDA Branding

National Economic and
Development Authority

 NEDA Branding

CERTIFICATE NUMBER: AJA18-0100

FATIMA ROSS E. PEREZ

Senior Economic Development Specialist
NRO I - Project Development, Investment Programming and Budget Division

Guerrero Road, San Fernando City, Province of La Union 2500 Philippines

Tel: (072) 888-5501/888-2679/888-2680 | Fax: (72) 888-2708

ilocos.neda.gov.ph

pdp.neda.gov.ph | 2040.neda.gov.ph | sdg.neda.gov.ph

"The information contained in this communication is intended solely for the use of the individual or entity to whom it is addressed to and other parties authorized to receive it. It may contain confidential or privileged communication. If you are not the intended recipient, you are hereby notified that any disclosure, copying, distribution, or taking any action in reliance on the contents of this information is strictly prohibited and may be unlawful. If you received this communication in error, please notify us immediately by responding to this e-mail and then immediately delete it from your system. Opinions contained in this e-mail or any of its attachments do not necessarily reflect the opinions of the National Economic and Development Authority."

LIST OF RDC-ENDORSED PRIORITY PROGRAMS AND PROJECTS

FY 2023
(In P000)


Agency: University of Northern Philippines

RDC Form 01
NEDA RO1-QOP02-01

RDP Chapter	P/A/Ps	SDG addressed (Goal number)	FY 2022			FY 2023						Portion of Proposed Budget for:						GAD Attributed Amount	Remarks	
			Performance Target	Proposed Budget	Approved Budget	Performance Target			Proposed Budget			RRP	BP2	RTF-ELCAC	RDRRM	MM7	LADC			
						Tier 1	Tier 2	Total	Tier 1	Tier 2	Total									
(1)	(2)	(3)	(4)	(5)	(6)	(7)	(8)	(9)	(10)	(11)	(12)	(13)	(14)	(15)	(16)	(17)	(18)	(19)	(20)	
19. Accelerating Infrastructure Development	Projects																			
	Locally-funded projects																			
	Continuation of the Construction of College of Teacher Education and Laboratory Academic Building	4	Completion of Phase III	30,000.00			Completion of Phase IV	Completion of Phase IV		42,000.00	42,000.00						n/a	32,214.00	for funding	
	Continuation for the Completion of the Expansion of UNP Gymnasium	4	Completion of Phase X	25,000.00													n/a	23,650.00	for funding	
	Continuation of the Construction of the Men's Dorm Annex	4	Completion of Phase V	8,000.00			Completion of Phase VI	Completion of Phase VI		30,000.00	30,000.00						n/a	15,750.00	for funding	
	Continuation of the Construction of Food Court with Multi-Level Parking	4	Completion of Phase IV	40,000.00			Completion of Phase V	Completion of Phase V		100,000.00	100,000.00						n/a	58,350.00	for funding	
	Continuation of the Construction of the Establishment of Technology Complex	4	Completion of Phase V	40,000.00			Completion of Phase V	Completion of Phase V		56,000.00	56,000.00						n/a	30,296.00	for funding	
	Continuation of the Construction of College of Arts and Sciences Building	4	Completion of Phase III	40,000.00			Completion of Phase III	Completion of Phase III		100,000.00	100,000.00						n/a	79,900.00	for funding	
	Construction of Two storey Multi-Purpose Building (Fitness-Wellness and Study Center)	4	Completion of Phase II	40,000.00			Completion of Phase II	Completion of Phase II		20,000.00	20,000.00						n/a	11,670.00	for funding	
	Other Infrastructure projects included in the system																			
	Continuation of the Construction of the UNP Swimming Pool	4					Completion of Phase I	Completion of Phase I		25,000.00	25,000.00						n/a	12,300.00	for funding	
	Continuation of the Construction of Aqua- Marine Resources Research & Development Center	4	Completion of Phase I	40,000.00			Completion of Phase I	Completion of Phase I		50,000.00	50,000.00						n/a	23,350.00	for funding	
	Construction/ Rehabilitation of Canal Road Network of UNP	4	Completion of Phase II	41,302.00			Completion of Phase II	Completion of Phase II		30,000.00	30,000.00						n/a	14,760.00	for funding	
	Construction of the Academic Building III (College of Nursing)	4	Completion of Phase I	40,000.00			Completion of Phase I	Completion of Phase I		100,000.00	100,000.00						n/a	54,100.00	for funding	
	Construction of Science Complex Building	4	Completion of Phase I	40,000.00			Completion of Phase I	Completion of Phase I		100,000.00	100,000.00						n/a	54,100.00	for funding	
	Construction of Mushroom Research Center Building	4	Completion of Phase I	40,000.00			Completion of Phase I	Completion of Phase I		56,000.00	56,000.00						n/a	31,752.00	for funding	
	Rehabilitation of the College of Architecture Building	4	Completion of Phase I	40,000.00			Completion of Phase I	Completion of Phase I		70,000.00	70,000.00						n/a	36,750.00	for funding	

RDP Chapter	PIA/PIs	SDG addressed (Goal number)	FY 2022			FY 2023						Portion of Proposed Budget for:						GAD Attributed Amount	Remarks
			Performance Target	Proposed Budget	Approved Budget	Performance Target			Proposed Budget			RRP	BP2	RTF-ELCAC	RDRRM	MM7	LADC		
						Tier 1	Tier 2	Total	Tier 1	Tier 2	Total								
	Rehabilitation of the College of Engineering Building	4	Completion of Phase I	30,000.00			Completion of Phase I	Completion of Phase I		30,000.00	30,000.00						n/a	16,230.00	for funding
	Sewerage Treatment Plant	4	Completion of Phase I	50,000.00			Completion of Phase I	Completion of Phase I		50,000.00	50,000.00						n/a	24,600.00	for funding
	Construction of the University Museum	4	Completion of Phase II	40,000.00			Completion of Phase II	Completion of Phase II									n/a		for funding
	Construction of Four Storey NSTP Building	4	Completion of Phase I	35,000.00			Completion of Phase I	Completion of Phase I									n/a		for funding
	Rehabilitation of the College of Health and Sciences Building	4	Completion of Phase I	23,050.00			Completion of Phase I	Completion of Phase I									n/a		for funding
	Continuation of the Rehabilitation of the UNP Water System	4	Completion of Phase II	10,000.00													n/a		for funding
	Construction of a Training & Foreign Students Center	4	Completion of Phase I	40,000.00													n/a		for funding
Total				692,352.00	-				-	859,000.00	859,000.00	-	-	-	-	-	-	524,772.00	

Prepared by:



JOHNNY B. BELLEAR, CE, MScM
Director, Infrastructure Project Management and Development Office


MA. HERESA F. PESCADOR, MAME
Director, University Planning & Information Management


LARRAINE U. AGUMATANG
Budget Officer III/OIC, Budget Office


ALBERT L. EJERO, CPA, MBA
Director, Finance Services

Recommending Approval:


PIO FERDINAND J. LAMARCA, DPA
Vice President for Finance & Administration

Approved:



ERWIN F. CADORNA, Ph. D
SUC President


RDC Form 01.a
NEDA RO1-QOP02-01

RDP Chapter	P/A/Ps	SDG addressed (Goal number)	FY 2022			Portion of Approved Budget for:						GAD Attributed Amount	Remarks
			Performance Target	Proposed Budget	Approved Budget	RRP	BP2	RTF-ELCAC	RDRRM	MM7	LADC		
	Sewerage Treatment Plant	4	Completion of Phase I	50,000.00							n/a	24,600.00	for funding
	Construction of the University Museum	4	Completion of Phase II	40,000.00							n/a		for funding
	Construction of Four Storey NSTP Building	4	Completion of Phase I	35,000.00							n/a		for funding
	Rehabilitation of the College of Health and Sciences Building	4	Completion of Phase I	23,050.00							n/a		for funding
	Continuation of the Rehabilitation of the UNP Water System	4	Completion of Phase II	10,000.00							n/a		for funding
	Construction of a Training & Foreign Students Center	4	Completion of Phase I	40,000.00							n/a		for funding
Total				692,352.00	-	-	-	-	-	-	-	524,772.00	

Prepared by:


JOHNNY P. BELIZAR, CE, MISCIM
Director, Infrastructure Project Management and Development Office


MA. THERESA F. PESCADOR, MAME
Director, University Planning & Information Management



LARRAINE U. AGUMATANG
Budget Officer III/OIC, Budget Office


ALBERT R. TEJERO, CPA, MBA
Director, Finance Services

Recommending Approval:


PIO FERDINAND J. LAMARCA, DPA
Vice President for Finance & Administration

Approved:


ERWIN F. CADORNA, Ph. D
SUC President

LIST OF RDC-ENDORSED PRIORITY PROGRAMS AND PROJECTS

FY 2023
(in P'000)
(by Province)

Agency: University of Northern Philippines

RDC Form 02
NEDA RO1-QOP02-02

RDP Chapter	P/A/Ps	FY 2023												Remarks	
		Performance Target						Proposed Budget							
		Pangasinan	La Union	Ilocos Sur	Ilocos Norte	Region-wide	Total	Pangasinan	La Union	Ilocos Sur	Ilocos Norte	Region-wide	Total		
19: Accelerating Infrastructure Development	(2)	(3)	(4)	(5)	(6)	(7)	(8)	(9)	(10)	(11)	(12)	(13)	(14)	(15)	
	Projects														
	Locally-funded projects														
	Continuation of the Construction of College of Teacher Education and Laboratory Academic Building			Completion of Phase IV						42,000.00			42,000.00	for funding	
	Continuation for the Completion of the Expansion of UNP Gymnasium														
	Continuation of the Construction of the Men's Dorm Annex			Completion of Phase VI						30,000.00			30,000.00	for funding	
	Continuation of the Construction of Food Court with Multi-Level Parking			Completion of Phase V						100,000.00			100,000.00	for funding	
	Continuation of the Construction of the Establishment of Technology Complex			Completion of Phase V						56,000.00			56,000.00	for funding	
	Continuation of the Construction of College of Arts and Sciences Building			Completion of Phase III						100,000.00			100,000.00	for funding	
	Construction of Two storey Multi-Purpose Building (Fitness-Wellness and Study Center)			Completion of Phase II						20,000.00			20,000.00	for funding	
	Other Infrastructure projects included in the system														
	Continuation of the Construction of the UNP Swimming Pool			Completion of Phase I						25,000.00			25,000.00	for funding	
	Continuation of the Construction of Aqua- Marine Resources Research & Development Center			Completion of Phase I						50,000.00			50,000.00	for funding	
	Construction/ Rehabilitation of Canal Road Network of UNP			Completion of Phase II						30,000.00			30,000.00	for funding	
	Construction of the Academic Building III (College of Nursing)			Completion of Phase I						100,000.00			100,000.00	for funding	
	Construction of Science Complex Building			Completion of Phase I						100,000.00			100,000.00	for funding	
	Construction of Mushroom Research Center Building			Completion of Phase I						56,000.00			56,000.00	for funding	
	Rehabilitation of the College of Architecture Building			Completion of Phase I						70,000.00			70,000.00	for funding	
	Rehabilitation of the College of Engineering Building			Completion of Phase I						30,000.00			30,000.00	for funding	
	Sewerage Treatment Plant			Completion of Phase I						50,000.00			50,000.00	for funding	
	Construction of the University Museum			Completion of Phase II											
	Construction of Four Storey NSTP Building			Completion of Phase I											
	Rehabilitation of the College of Health and Sciences Building			Completion of Phase I											
	Continuation of the Rehabilitation of the UNP Water System														
Construction of a Training & Foreign Students Center															
Total										859,000.00			859,000.00		

Prepared by:


JOHNNY P. BELIZAR, CE, MSCM
Director, Infrastructure Project Management and Development Office


MA. THERESA F. PESCADOR, MAME
Director, University Planning & Information Management


LARRAINE U. AGUMATANG
Budget Officer III/OIC, Budget Office


ALBERT B. TEJERO, CPA, MBA
Director, Finance Services

Recommending Approval:


PIO FERDINAND J. LAMARCA, DPA
Vice President for Finance & Administration

Approved:


ERWIN B. CADORNA, Ph. D
SUC President

LIST OF RDC-ENDORSED PRIORITY PROGRAMS AND PROJECTS

FY 2023

(in P'000)

(by Congressional District)

Agency: University of Northern Philippines

RDC Form 03
NEDA RO1-QOP02-03

RDP Chapter	P/A/Ps	Location (District)	FY 2023											Remarks
			Performance Target						Proposed Budget					
			Unit/ Indicator	Pangasinan	La Union	Ilocos Sur	Ilocos Norte	Total	Pangasinan	La Union	Ilocos Sur	Ilocos Norte	Total	
(1)	(2)	(3)	(4)	(5)	(6)	(7)	(8)	(9)	(10)	(11)	(12)	(13)	(14)	(15)
19: Accelerating Infrastructure Development	Projects													
	Locally-funded projects													
	Continuation of the Construction of College of Teacher Education and Laboratory Academic Building	District 1				42,000.00					42,000.00		42,000.00	for funding
	Continuation for the Completion of the Expansion of UNP Gymnasium	District 1												
	Continuation of the Construction of the Men's Dorm Annex	District 1				30,000.00					30,000.00		30,000.00	for funding
	Continuation of the Construction of Food Court with Multi-Level Parking	District 1				100,000.00					100,000.00		100,000.00	for funding
	Continuation of the Construction of the Establishment of Technology Complex	District 1				56,000.00					56,000.00		56,000.00	for funding
	Continuation of the Construction of College of Arts and Sciences Building	District 1				100,000.00					100,000.00		100,000.00	for funding
	Construction of Two storey Multi-Purpose Building (Fitness-Wellness and Study Center)	District 1				20,000.00					20,000.00		20,000.00	for funding
	Other Infrastructure projects included in the system													
	Continuation of the Construction of the UNP Swimming Pool	District 1				25,000.00					25,000.00		25,000.00	for funding
	Continuation of the Construction of Aqua- Marine Resources Research & Development Center	District 1				50,000.00					50,000.00		50,000.00	for funding
	Construction/ Rehabilitation of Canal Road Network of UNP	District 1				30,000.00					30,000.00		30,000.00	for funding
	Construction of the Academic Building III (College of Nursing)	District 1				100,000.00					100,000.00		100,000.00	for funding
	Construction of Science Complex Building	District 1				100,000.00					100,000.00		100,000.00	for funding
	Construction of Mushroom Research Center Building	District 1				56,000.00					56,000.00		56,000.00	for funding
	Rehabilitation of the College of Architecture Building	District 1				70,000.00					70,000.00		70,000.00	for funding
	Rehabilitation of the College of Engineering Building	District 1				30,000.00					30,000.00		30,000.00	for funding
	Sewerage Treatment Plant	District 1				50,000.00					50,000.00		50,000.00	for funding
	Construction of the University Museum	District 1												
	Construction of Four Storey NSTP Building	District 1												
	Rehabilitation of the College of Health and Sciences Building	District 1												
TOTAL						859,000.00			-	-	859,000.00	-	859,000.00	

Prepared by:

JOHNNY P. BELIZAR, CE, MSCM

Director, Infrastructure Project Management and Development Office

MA. THERESA F. PESCADOR, MAME

Director, University Planning & Information Management

LARRAINE U. AGUIMATANG

Budget Officer III/OIC, Budget Office

ALBERT R. TEJERO, CPA, MBA

Director, Finance Services

Recommending Approval:

PIO FERDINAND J. LAMARCA, DPA

Vice President for Finance & Administration

Approved:

ERWIN R. CADORNA, Ph. D

SUC President

Evidence 3

Participation in the Public Consultation on Proposed SUC Levelling Criteria, Point System, and Implementing Guidelines with CHED



Fwd: SL Public Consultation Presentations

1 message

Erwin Cadorna <op@unp.edu.ph>

Sat, Nov 4, 2023 at 2:14 PM

To: University Planning and Information Management <upim@unp.edu.ph>

ERWIN F. CADORNA, Ph.D.

President, University of Northern Philippines



Office of The President, 3rd Floor, Administration Bldg.,

University of Northern Philippines, Brgy. Tamag, Vigan City, 2700 Philippines



(077) 722-2810



op@unp.edu.ph



https://unp.edu.ph



facebook.com/theOfficialUNP

----- Forwarded message -----

From: **SUC Levelling** <suclevelling@ched.gov.ph>

Date: Wed, Aug 31, 2022 at 4:48 PM

Subject: SL Public Consultation Presentations

To:

Good day!

Sending the presentations used during the SUC Levelling Public Consultation today, August 31.

Again, kindly use the template for your comments, inputs or recommendations and please submit it on or before September 9.

Best,

SL Team

***Disclaimer:** The message in and files attached to this e-mail may be privileged and/or confidential and are intended only for authorized recipients. If you are not its intended recipient, please delete. Views and opinions expressed in this e-mail are those of the sender. They do not necessarily reflect the views of CHED and its officials.*

7 attachments



SL presentation for KRA 3.pdf

240K



SUC Levelling Presentation on KRA 4.pdf

176K



SL presentation for KRAs 1 and 2.pdf

590K



SL presentation for evaluation process.pdf

219K



SL presentation for JC overview.pdf

363K



Template for Comments.docx

877K



SL presentation for KRA 5.pdf

408K



Republic of the Philippines
UNIVERSITY OF NORTHERN PHILIPPINES
Tamag, Vigan City
2700 Ilocos Sur

RECEIVED
30 AUG 2022
0255

OFFICE OF THE PRESIDENT

MEMORANDUM NO. 2022-256

TO : VICE PRESIDENTS
DIRECTOR, URDO
DIRECTOR, UEO
DIRECTOR, UPIMO
DIRECTOR, QAO
HEAD, HRMO
UNIVERSITY & BOARD SECRETARY
MS. ANABETIE A. BRIONES


FROM : THE PRESIDENT

SUBJECT : PUBLIC CONSULTATION: PROPOSED SUC LEVELLING
CRITERIA, POINT SYSTEM, AND IMPLEMENTING
GUIDELINES

You are hereby directed to attend the Public Consultation on Proposed SUC Levelling Criteria, Point System, and Implementing Guidelines on August 31, 2022 at 9:00 AM at the Tadena Hall.

For your compliance.

Vigan City, Ilocos Sur, 30 August 2022.


ERWIN F. CADORNA, PhD
SUC President



UNP SUC Levelling - Comments, Inputs, Recommendations

1 message

University Planning and Information Management <upim@unp.edu.ph>

Fri, Sep 9, 2022 at 2:57 PM

To: suclevelling@ched.gov.ph

Good Day!

Sending you our Comments, Inputs and Recommendations on the Revised SUC Levelling Criteria and Guidelines.

Thank You and God Bless

Sincerely,

University of Northern Philippines



UNP Suc Levelling Worksheet Comments, Inputs, Recommendations.pdf

234K

Revised SUC Levelling Criteria and Guidelines
Consolidated Comments, Inputs or Recommendations

KRA 1: ACCESS AND EQUITY (10 points)			
KRAs, Criteria, Indicators		Comments	Inputs/Recommendations
1.1	Institutional policy on the affirmative action in compliance with RA 10931		
1.1.1	Creation or enhancement of Policy		
	For every new policy issued		For every new policy created and issued
	For every existing policy that was enhanced		For every existing policy enhanced
1.1.2	Implementation of the new or enhanced policy		
	For every policy/program implemented		For every new or enhanced policy or program implemented
1.2	Percentage of disadvantaged students enrolled in the institution over total student population		
	50% and above		
	25% – 49%		
	below 25%		
1.3	Grants for students		
1.3.1	Academic		
	1.2.1.1 In-house funded	reword	For every In-house funded
	1.2.1.2 Externally-funded		For every externally funded
	International		
	Local		
	1.2.1.3 Number of grantees for academic scholarship grant	Scale is not fair to SUCs with low population	Change "Number" to "%"
	1701 and above		5% and above - 0.40
	1276 - 1700		4% - less than 5% - 0.32
	851 - 1275		3% - less than 4% - 0.24
	426 - 850		2% - less than 3% - 0.16
	425 and below		less than 2% - 0.08

KRAs, Criteria, Indicators		Comments	Inputs/Recommendations
1.3.2	Non-Academic		
	1.2.2.1 In-house funded		For every In-house funded
	1.2.2.2 Externally-funded		For every externally funded
	International		
	local		
	1.2.2.3 Number of grantees for non- academic scholarship grant	Scale is not fair to SUCs with low population	Change Number to %
	5081 and above		7.5% and above - 0.40
	3811 - 5080		5.5% - less than 7.5% - 0.32
	2541 - 3810		3.5% - less than 5.5% - 0.24
	1271 - 2540		1.5% - less than 3.5% - 0.16
	1270 and below		less than 1.5% - 0.08
1.4	Educational sustainability or academic continuity plan		
1.4.1	with Board-approved academic continuity plan	merely a presence of an academic continuity plan with BOR approved is 3 points? Can we include the % of implementation of what is in the plan?	Presence of an Academic Continuity Plan (ACP) approved by the BOR - 1 % of Program implemented in the ACP based on timeline 75% and above - 2 50% - less than 75% - 1.5 less than 50% - 1
1.4.2	With existing plan/program but not board-approved		
	For every program specified in the continuity plan		% of Program implemented in the ACP based on timeline 75% and above - 1 50% - less than 75% - 0.75 less than 50% - 0.50
1.5	Inclusiveness		
1.5.1	Disability Inclusion Strategy		
	With Board-approved disability inclusion strategy		Presence of a BOR approved DIS
	For every support service available for students with special needs		
1.5.2	Student Cohort Diversity		
	Ethnic Diversity		For every Ethnic Diversity
	International Diversity		For every International Diversity

KRAs, Criteria, Indicators		Comments	Inputs/Recommendations
1.6	Percentage of total enrolment over carrying capacity within the evaluation period		
	For consistent enrolment within 98% - 101% of the carrying capacity every year of the evaluation period	<p>what is the formula in obtaining the 98% - 101%?</p> <p>Kindly define full time faculty - are Plantilla faculty with administrative designation included as full time faculty?</p> <p>As to class size, is the number the standard class size or the actual class size?</p> <p>Since it is by degree program, different subjects of the program have different class size and no. of full time faculty, how do we obtain the multipliers?</p>	<p>Kindly define full time faculty - are Plantilla faculty with administrative designation included as full time faculty?</p> <p>As to class size, is the number the standard class size or the actual class size?</p>
	For a total average enrolment beyond the 101% of carrying capacity or below 98% of the carrying capacity	what is the logic of the 98% - 101% range? Why not 95% - 100% or some other ranges?	
Additional points for affirmative actions			
1	Affirmative action of SUCs to CHED Bayanihan program		
	Awardee as top HEI in terms of the vaccination rate	availability of vaccine per region per province per town or city is not under the control of SUCs, majority are willing to be vaccinated but no vaccines were available. There were areas considered as priority regions/cities to be provided vaccines while other regions/cities were patiently waiting.	<p>change indicator to "vaccination % rate of personnel and students"</p> <p>70% and above - 1.5</p> <p>50% to less than 70% - 1</p>
	Other actions of the institution in response to the Bayanihan to Heal as One Act (RA 11469)		

KRA 2: QUALITY AND RELEVANCE OF INSTRUCTION (25 points)			
KRAs, Criteria, Indicators		Comments	Inputs/Recommendations
2.1	Compliance with the CHED minimum standards for academic program		
2.1.1	100% of program offerings in all campuses have COPC	Consideration for SUCs who worked hard to have COPC	change the range to: 100% - 4 75% to less than 100% - 3 50% to less than 75% - 2 25% to less than 50% - 1
2.1.2	below 100% of total program offerings with COPCs		
2.2	Accreditations/Assessment		
2.2.1	Institutional Accreditation/Assessment		
	2.2.1.1 CHED-Institutional Sustainability Assessment (ISA)		
	Ave ≥ 2.75		
	$2.75 > \text{Ave} \geq 2.50$		
	$2.50 > \text{Ave} \geq 2.00$		
	Ave ≥ 2.00 , but minimum scores for the required indicators are not met		
	2.2.1.2 Private institutional accreditations		
	Level IV		
	Level III		
	Level II		
	Level I		
2.2.2	Academic Program Accreditation/Designation		
	2.2.2.1 Designations by CHED		
	For every COE/NUCAF		
	For every COD/PIAF		
	2.2.2.2 CHED recognized private accreditations		
	Level IV		
	Level III		
	Level II		
	Level I		

KRAs, Criteria, Indicators		Comments	Inputs/Recommendations
	2.2.2.3 International Program Accreditation		
	per program with accreditation	Improve the statement in order to be consistent with other indicators	For every program with international accreditation
	2.2.2.4 International Program Certification	Improve the statement in order to be consistent with other indicators	For every program with international certification
	per program with certification		
2.3	Faculty Profile		
2.3.1	Percentage of plantilla faculty with doctoral degrees		
	for Universities for non-universities		
	32% or more 26% or more		32% and above 26% and above
	28% - 31% 21% - 25%		
	24% - 27% 16% - 20%		
	20% - 23% 10% - 15%		
	below 20% below 10%		
	2.3.2 Percentage of plantilla faculty with post-master's or post-doctoral certificate or diploma		
	Post-master's		
	15% or more		15% and above
	10% - 14%		
	5% - 9%		
	below 5%		
	Post-doctoral		
	5% or more	Indicate lower and upper range in all levels to be consistent with other Criterion/PIs with ranges	5% and above
	4%		4% - less than 5%
	3%		3% - less than 4%
	2%		2% - less than 3%

KRAs, Criteria, Indicators		Comments	Inputs/Recommendations
2.3.3	Percentage of Faculty who completed an International or Local Training Programs		
	2.3.3.1 International	lower down the scale because there are very few international trainings conducted in the last 6 years and invitations are uncontrollable by SUCs	
	45 % and above		25 % and above
	35 - 44 %		20 - 24 %
	25 - 34 %		15 - 19 %
	15 - 24 %		10 - 14 %
	5 - 14 %		5 - 9 %
	2.3.3.2 Local	lower down the scale because there are very few local trainings conducted in the last 6 years and invitations are uncontrollable by SUCs	
	50 % and above		25 % and above
	40 - 49 %		20 - 24 %
	30 - 39 %		15 - 19 %
	20 - 29 %		10 - 14 %
	10 – 19 %		5 - 9 %
2.4	Career Service Program Support		
2.5	Graduation Rate (Completion Rate)		
2.5.1	Percentage average of graduates over the total freshman accepted per program in a given year		
	80% and above		80% and above
	65%- 79%		60% - 79%
	50% - 64%		40% - 59%
	Below 50%		below 40%
2.5.2	Percentage of graduate disadvantaged students over the total disadvantaged students enrolled in a given batch		
	80% and above		60% and above
	65%- 79%		40% - 59%
	50% - 64%		20% - 39%
	Below 50%		below 20%

KRAs, Criteria, Indicators		Comments	Inputs/Recommendations
2.6	Percentage of board programs with passing rate consistently higher than the national passing over number of board programs	Percentage of board programs with passing rate consistently higher than the national passing over number of board programs(not to include 2020, 2021 and 2022 results because of the probable effect of COVID 19 on the mental and physical performance of graduates)	
	91% - 100%	lower down ranges	80 and above
	81% - 90%		70% - 79%
	71% - 80%		60% - 69%
	61% - 70%		50% - 59%
	50% - 60%		40% - 49%
	below 50%		below 40%
2.7	Employability of Graduates		
	From 2016-2022 - Institutional Graduate Tracer Study Design and Methodologies	Improve how the criteria/indicator is stated so that it is easily understood	Presence of an Institutional Graduate Tracer Study Design and Methodologies for the period 2016 - 2022
2.8	Partnerships and collaboration		
2.8.1	Internationalization Structure and Policies		
	International Office Structure	Improve how the criteria/indicator is stated so that it is easily understood	Presence of an International Office Structure
	Policies, Strategies and Programs	Improve how the criteria/indicator is stated so that it is easily understood	No. of Policies, Strategies and Programs Implemented or Presence of Policies, Strategies and Programs on Internationalization
	2.8.2 Membership in Organizations and Networks		
	International	Improve how the criteria/indicator is stated so that it is easily understood	For every International organization or network memberships of the fulltime plantilla faculty
	Local	Improve how the criteria/indicator is stated so that it is easily understood	For every local organization or networks memberships of the fulltime plantilla faculty

KRAs, Criteria, Indicators		Comments	Inputs/Recommendations
2.8.3	Number of exchange programs enhanced or developed through engagements		Number of exchange programs developed or enhanced through engagements
	per long-term faculty exchange program enhanced or developed		For every long-term faculty exchange program developed or enhanced
	per short-term faculty exchange program enhanced or developed		For every short-term faculty exchange program developed or enhanced
	per long-term student exchange program enhanced or developed		For every long-term student exchange program developed or enhanced
	per short-term student exchange program enhanced or developed		For every short-term student exchange program developed or enhanced
2.8.4 Faculty Mobility			
2.8.4.1	Number of faculty from foreign higher education institutions engaged as Lecturer, Speaker, Cooperating Instructor or Other Similar Academic Roles in the institution	lower down the ranges	
	for Universities for Colleges/other HEIs		for Universities for Colleges/other HEIs
	23 and above 20 and above		15 and above 9 and above
	17 - 22 14 - 19		10 - 24 6 - 8
	11 - 16 8 - 13		5 - 9 3 - 5
	5 - 10 2 - 7		below 5 Below 3
	2.8.4.2 Percentage of full-time faculty engaged in short-term faculty exchange program with a duration of less than three (3) months as Lecturer, Speaker, Cooperating Instructor or other similar academic roles	Appeal to lower down the ranges if possible since this will be retrospective. use the ranges presented here for the next SUC level evaluation (Aug 1, 2022 - July 31, 2025) so that the SUCs can have the chance/time to prepare/communicate, re-plan, reprioritized, align the PPAs according to the criteria. This comment applies to all items with comments "lower down the ranges"	
	for Universities for Colleges/other HEIs		for Universities for Colleges/other HEIs
	16% and above 10% and above		10% and above 7% and above
	11% - 15% 7% - 9%		7% - 9% 5% - 6%
	6% - 10% 4% - 6%		4% - 6% 3% - 4%
	1% - 5% 1% - 3%		1% - 3% 1% - 2%

KRAs, Criteria, Indicators		Comments	Inputs/Recommendations
2.8.5	2.8.4.3 Percentage of full-time faculty engaged in long-term faculty exchange program with a duration of three (3) months or more		
	for Universities for Colleges/other HEIs		for Universities for Colleges/other HEIs
	10% and above 6% - 7%		10% and above 7% and above
	7% - 9% 4% - 5%		7% - 9% 5% - 6%
	4% - 6% 2% - 3%		4% - 6% 3% - 4%
	1% - 3% 1%		1% - 3% 1% - 2%
	2.8.5 Student Mobility		
	2.8.5.1 Number of outbound and inbound students participated in a short-term international student exchange program		
	for Universities for Colleges/other HEIs		
	20 and above 10 and above		
	15 - 19 7 - 9		
	10 - 14 4 - 6		
	9 - 13 3 - 5		
	1 - 8 below 3		
2.8.6	2.8.5.2 Number of outbound and inbound students participated in a long-term international student exchange program		
	for Universities for Colleges/other HEIs		
	10 and above 5 and above		
	7 - 9 4		
	4 - 6 3		
	3 - 5 2		
	below 5 1		
	Development of a new or enhancement of an academic degree program		
	per new academic degree program developed or enhanced as a result of partnerships		For every academic degree program developed or enhanced as a result of Partnerships with Public or Private Institutions or Industries

KRAs, Criteria, Indicators		Comments	Inputs/Recommendations
2.8.7	Percentage of students and faculty with International or Local Skills and Proficiency Certification		
	2.8.7.1 Faculty		
	9% or above		9% and above
	7% - 8 %		
	5% - 6 %		
	3% - 4 %		
	1%- 2%		
	2.8.7.1 Students		
	5% or above		5% and above
	4%		
	3%		
	2%		
	1%		
SUB-TOTAL (KRA 2)			

KRA 3. EXCELLENCE IN RESEARCH AND CREATIVE WORKS (25 points)			
KRAs, Criteria, Indicators		Comments	Inputs/Recommendations
3.1	Supportive Environment for Research and Development		
3.1.1	Institutional policy to support research and development		
	BOR-approved Research Manual		
	with ethics board		
	without ethics board		
	3.1.2 Number of research collaborations with the organizations, Research and Academic Institutions with active MOA within the evaluation period		
	3.1.3.1 International Research Collaboration		
	3.1.3.2 Local Research Collaboration		
	20 and above points		
	15 to 19 points		
	10 to 14 points		
	5 to 9 points		
	1 to 4 points		
	3.1.3 Total amount of externally generated competitive research funding during the evaluation period (excludes funding for non-research projects, e.g. materials and technology for teaching)		
	Above 50M	improve the scale to include the least amount in centavos and lower down the amount in the 2 upper level range	35M and Above
	40M - 49.999 M		30M - less than 35M
	25M - 30.999 M		25M - less than 30M
	20M - 24.999 M		20M - less than 25M
	15M - 19.999 M		15M - less than 20M
	10M - 14.999 M		10M - less than 15M
	5M - 9.99 M		5M - less than 10M
3.1.4	Utilization rate of allocated funds for research and development during the evaluation period		
	3.1.4.1 GAA		
	85% to 100%		
	below 85%		

KRAs, Criteria, Indicators		Comments	Inputs/Recommendations
	3.1.4.2 Internally generated fund (Fund 164 and 161)		
	85% to 100%		
	below 85%		
3.1.5	Number of research laboratories/centers established for research undertakings/incubation centers/social science and policy center		
	3.1.5.1 Science and Technology related		
	with dedicated Building with at least 5 laboratory components; with equipment acquired; with ongoing projects within the last 3-years of the evaluation period	Insert "at least 1" and "or completed research" instead of ongoing only, maybe we can consider also completed	With dedicated building with at least 5 laboratory components; with equipment acquired; and with at least 1 ongoing or completed research project within the evaluation period
	with dedicated laboratory space; with at least 5 laboratory equipment acquired; with ongoing projects within the last 3 years of evaluation period		With dedicated laboratory space with at least 5 laboratory equipment acquired; and with at least 1 ongoing or completed research project within the evaluation period
	with dedicated laboratory space; with at least 3 laboratory equipment acquired; with ongoing projects within the last 3 years of evaluation period		With dedicated laboratory space with at least 3 laboratory equipment acquired; and with at least 1 ongoing research project within the evaluation period
	3.1.5.2 Other fields		
	Social Science and policy research center with a framework that describes the R&D agenda		
3.2	Human Capital for Research and Development		
3.2.1	Percentage of full-time plantilla faculty with at least one patent, publication in internationally-indexed journals within evaluation period	insert "or"	Percentage of full-time plantilla faculty with at least one patent or publication in internationally-indexed journals within the evaluation period
	40% and above	Lower down ranges	20% and above
	20% - 39%		15% - 19%
	10% - 19%		10% - 14%
	1% - 9%		5% - 9%

KRAs, Criteria, Indicators		Comments	Inputs/Recommendations
3.2.2	Number of full-time plantilla faculty with at least 2 research/creative works outputs published /presented/exhibited		Number of full-time plantilla faculty with at least 2 research outputs/creative works published /presented/exhibited
	3.2.2.1 National		
	15 and above		
	9 to 14		
	3 to 8		
	3.2.2.2 International		
	11 and above		
	6 to 10		
	1 to 5		
	3.2.3		
	Number of full-time plantilla faculty with awards received for research/creative work		Number of full-time plantilla faculty with awards received for research output /creative work
	3.2.3.1 National		
	7 and above	Lower down ranges	5 and above
3.3	4 to 6		3 - 4
	1 to 3		1 - 2
	3.2.3.2 International		
	4 and above		3 and above
	2 to 3		2
	1		1
	3.3		
	Institutional Research and Creative Outputs		
	3.3.1		
	Number of research/creative outputs registered as intellectual property rights and utilized for commercial and industrial purposes		research outputs/creative works
	3.3.1.1 For every utilized patent		
	3.3.1.2 For every utilized utility model/industrial design		
	20 and above points	lower down ranges to have a difference from the ranges of unutilized utility model	9 and above
	15 to 19 points		7 - 8 points
	10 to 14 points		5 - 6 points
	5 to 9 points		3 - 4 points
	1 to 4 points		1 - 2 points

KRAs, Criteria, Indicators		Comments	Inputs/Recommendations
3.3.2	Number of research creative outputs registered as intellectual property right but not utilized commercially		research outputs/creative works
	3.3.2.1 For every unutilized patent		
	3.3.2.2 For every unutilized utility model/industrial design		
	20 and above points		
	15 to 19 points		
	10 to 14 points		
	5 to 9 points		
	1 to 4 points		
	3.3.3 Number of research outputs/creative works published/ presented/ exhibited/utilized		
	3.3.3.1 Published in an internationally indexed journal		
	For every research output published in an internationally indexed journal		
	3.3.3.2 Published in the non-indexed journal		
	For every national publication	improve the statement to make it consistent with 3.3.3.1	For every research output published in a national non- indexed journal
	For every International publication		For every research output published in an international non-indexed journal
	3.3.3.3 Presented in conferences but not published		
	For every national presentation		For every research output presented in a national fora or conferences
	For every International presentation		For every research output presented in an international fora or conferences
	3.3.3.4 Disseminated/Exhibited		
	For every book disseminated		For every book disseminated or utilized
	For every Movies/TV shows/Stage plays/Theatrical Performance		For every Movies/TV shows/Stage plays/ Theatrical Performance
	For every Art Exhibit		For every creative work displayed in an Art Exhibit For every Art Exhibit organized, created or sponsored

KRAs, Criteria, Indicators		Comments	Inputs/Recommendations
	3.3.3.5 Utilized		
	For every utilized Computer application		For every Computer Application developed and utilized
	For every Policy Paper implemented		
	100 and above		
	89 to 99 points		
	75 to 88 points		
	60 to 74 points		
	45 to 59 points		
	30 to 44 points		
	15 to 29 points		
	1 to 14 points		
	3.3.4 Number of Research/Creative outputs cited by authors in publications of national or international scope	delete "number of" and consistency with 3.3.3	Research Outputs/Creative works cited by authors in publications of national or international scope
	3.3.4.1 Citations in a refereed journal		No. of Citations in a refereed journal
	600 and above		
	300 to 599		
	20 to 299		
	3.3.4.2 For every book chapter cited		
	3.3.4.3 As quoted articles/ as works of arts/ as creative composition		For every quoted articles, works of arts, or creative composition
	3.3.5 Number of International Research/Creative Collaborations		Number of International or Local Research Outputs/ Creative Work Collaborations
	For every International Research/Creative Collaboration		For every International Research Outputs/Creative Work Collaboration
			For every local Research Outputs/Creative Work Collaboration
Additional points			
1	Professorial Chair		
	For every professor		

KRA 4: EXTENSION SERVICES (20 points)			
KRAs, Criteria, Indicators		Comments	Inputs/Recommendations
4.1	Supportive Environment for Extension Services and Community Engagement (ESCE)		
4.1.1	Institutional policy to support Extension Services and Community Engagement (ESCE)		
	with BOR Approved Extension Program/Agenda		
	without BOR Approved Extension Program/Agenda but with existing Institutional Policy to support the ESCE		
	4.1.2 Institutional Extension Unit/Structure to Support ESCE		
	4.1.3 Financial resources intended for ESCE for each year		
	Utilization rate of allocated funds for extension services during the evaluation period		
	GAA		
	85% to 100%		
	below 85%		
	Direct IGI/GIA		
	85% to 100%		
	below 85%		
4.2	Human Resource Capital for Extension Services and Community Engagement		
4.2.1	Human Resource Capital for ESCE		
	4.2.1.1 Percentage of Plantilla Faculty and Staff Involved in ESCE		
	75% and above		
	60% to 74%		
	45% to 59%		
	25% to 44%		
	below 25%		
	4.2.1.2 Percentage of Students Involved in ESCE Enrolled in Programs with Extension Courses		
	75% and above		
	60% to 74%		
	45% to 59%		
	25% to 44%		
	below 25%		

KRAs, Criteria, Indicators		Comments	Inputs/Recommendations
4.3	Institutional Extension Activities Conducted		
4.3.1	Number of Extension Activities conducted		
	For every training activity conducted		
	For every technology demonstrated		
	For every technical advisory		
	For every outreach activity conducted		
	4.3.2 Number of Collaborations/Engagement with Stakeholders		
	For every MOA/MOU with Local Government Units (LGUs)		
	For every MOA/MOU with Non- governmental organizations (NGOs)/Private Sector		
	For every MOA/MOU with International Agencies		
	4.3.3 Number of extension activities featured on the following modalities e.g. print, radio and online media		
	For every extension activity featured		
4.4	Impact/Output of Extension Services		
4.4.1	Technologies adopted and utilized by stakeholders		
	4.4.1.1 Number of technologies/ innovations adopted and commercialized		
	For every technology/innovation adopted and commercialized		
	4.4.1.2 Number of ordinance/resolutions passed and approved by the local government resulting from technology/innovation introduced by the SUC		
	For every ordinance/resolution passed		
4.4.2	Beneficiaries of Extension Services/Community Engagement.		
	4.4.2.1 Number of trained stakeholders on need-based training program		
	3000 and above		
	2000 to 2999		
	1000 to 1999		
	below 1000		
	4.4.2.2 Number of MSMEs or partners engaged		
	For every engagement		

KRAs, Criteria, Indicators		Comments	Inputs/Recommendations
4.4.3	Impact assessment conducted		
	Number of extension projects assessed		
	For every extension project assessed		
4.4.4	Number of awards or Recognition of Public Service Program Received from Government/International Organizations		Number of Awards or Recognition of Public Service Program received from NGAs, NGOs, LGUs or any local or International Organizations/Associations
	For every award/recognition received		
Additional points:			
	CHED-Philippine Anti-Illegal Drug Strategy (PADS) Innovative Awardee		

KRA 5: GOVERNANCE AND MANAGEMENT OF RESOURCES (20 points)			
KRAs, Criteria, Indicators		Comments	Inputs/Recommendations
5.1	Human resource management		
	Level of compliance to CSC Prime-HRM		
	CSC Prime HRM Level 4		
	CSC Prime HRM Level 3		
	CSC Prime HRM Level 2		
	CSC Prime HRM Level 1		
	* Alternate indicator: CSC-approved Merit Promotion Plan /Institutional Promotion Plan/System		
	Recruitment, selection and placement, and promotion		
	Learning and development		
	Rewards and Recognition		
	Performance Management		
5.2	Supply and property management		
5.2.1	Land Use Development and Infrastructure Plan (LUDIP)		
	Board-approved LUDIP submitted within the deadline		
	Board-approved LUDIP submitted beyond the deadline		
5.2.2	Property, Plant and Equipment		
	5.2.2.1 Inventory of serviceable PPEs		
	on time submission of annual RPCPPE and without audit findings		
	with audit findings		
	5.2.2.2 Disposal of non-serviceable PPEs		
	at least one disposal activity and without audit findings		
	with audit findings		
5.2.3	Supplies and Materials Inventory		
	Presence of a policy and system on supplies and materials management without audit findings		
	with audit findings		

KRAs, Criteria, Indicators		Comments	Inputs/Recommendations
5.2.4	Records Management		
	5.2.4.1 Policy and system		
	Presence of a policy and system on records management without audit findings		
	with audit findings		
	5.2.4.2 Archive certification		
5.3	Financial operation and management		
5.3.1	Budget Generation and Utilization		
	5.3.1.1 From the GAA		
	Obligations BUR		
	100% BUR		
	90% - 99%		
	80% - 89%		
	70% - 79%		
	below 70%		
	Disbursement BUR		
	100% BUR		
	90% - 99%		
	80% - 89%		
	70% - 79%		
	below 70%		
	5.3.1.2 Internally Generated Income		
	Obligations BUR		
	100% BUR		
	90% - 99%		
	80% - 89%		
	70% - 79%		
	below 70%		
	Disbursement BUR		
	100% BUR		
	90% - 99%		
	80% - 89%		
	70% - 79%		
	below 70%		

KRAs, Criteria, Indicators		Comments	Inputs/Recommendations
5.3.2	Status of Liquidation to subsidies or grants		
	5.3.2.1 Internal projects and programs		
	Average percentage of fully liquidated internally funded studies/ projects/programs within the evaluation period		
	No audit findings		
	With audit findings		
	5.3.2.2 Subsidies from other agencies/organizations		
	Average percentage of fully liquidated externally funded studies/ projects/programs within the evaluation period		
	No audit findings		
	With audit findings		
	5.3.3 Audit Results		
	5.3.3.1 No COA observation/recommendation for compliance		
	5.3.3.2 Average Percentage of Compliance with COA Recommendations fully complied with for the evaluation period (Percentage of prior years)		
	90%-100%		
	80%- 89%		
	70%- 79%		
	60%- 69%		
	50%- 59%		
	40%- 49%		
	30%- 39%		
	5.3.3.3 Audit opinion		
	Consistently unmodified/unqualified audit opinion		
	With at least one (1) modified/qualified audit opinion		


KRAs, Criteria, Indicators		Comments	Inputs/Recommendations
5.4	PBB AO25 compliance		
	Eligible with no isolation	change indicator and with scale	No. of times eligible within the evaluation period with or without isolation (2012 - 2021) 9 - 10 - 3 7 - 8 - 2.5 5 - 6 - 2 3 - 4 - 1 1 - 2 - 0.5
	Eligible but with isolation		
5.5	Institutional Development and Smart Campus Transformation		
5.5.1	Smart campus development plan > ICT Development Plan > Internet Connectivity > Campus Area Network > Learning Management System > Learners Information System		
	For every element present		
5.5.2	Green Campus Integration to Institutional Development Plan		
5.6	Institutional Recognition		
5.6.1	International		
	5.6.1.1 ISO Certification		
	whole institution		
	unit or process certified regardless of number		
	5.6.1.2 QS World University Rankings	Add-on	
	5 stars		
	3 - 4 stars		
	1 - 2 stars		
	5.6.1.3 THE and other international recognition	Add-on	
	Top 100		
	101 - 200		
	201 - 300		
	301 - 400		
	401 above		

KRAs, Criteria, Indicators		Comments	Inputs/Recommendations
5.6.2	Local Institutional Recognition		
	Philippine Quality Award (PQA)		
	Level IV		
	Level III		
	Level II		
	Level I		
Additional Points			
	ASEAN ICONS Internationalization Awardee	Add-on	

General Comments:

1. To conduct the SUC Levelling evaluation using this Instrument for FY 2023 - 2025 to give the SUCs ample time to plan and implement policies, programs, projects, or activities that meet the criteria since we are still in the planning and budgeting process for FY 2023.
2. For the period July 1, 2016 to July 31, 2022, UNP is appealing the old instrument be used since this has been the reference in formulating the Planning and Budgeting Framework since 2016 onwards.
3. Lower down ranges, provide definition of key words used in every criteria.
4. Check on the consistency on how indicators are stated.
5. Criteria on internationalization be ad-ons for the period July 1, 2016 to July 31, 2022


 Submitted by: Ma. Theresa F. Pescador
 UNP Planning Office


 Erwin F. Cadorna, Ph.D.
 University President

KRAs, Criteria, Indicators		Comments	Inputs/Recommendations
5.2.4	Records Management		
	5.2.4.1 Policy and system		
	presence of a policy and system on records management without audit findings		
	with audit findings		
	5.2.4.2 Archive certification		
5.3	Financial operation and management		
5.3.1	Budget Generation and Utilization		
	5.3.1.1 From the GAA		
	Obligations BUR	Targets should be made realistic and attainable. The 100% target is almost always not attained. The ranges of the accomplishment should be adjusted as proposed.	95%-100% - 0.75
	100 % BUR		85%- 94% - 0.60
	90%-99%		75%- 84% - 0.45
	80%-89%		65%- 74% - 0.30
	70%-79%		50%-64% - 0.15
	below 70%		below 50% - 0.0
	Disbursement BUR	Targets should be made realistic and attainable. The 100% target is almost always not attained. The ranges of the accomplishment should be adjusted as proposed.	same as above
	100 % BUR		
	90%-99%		
	80%-89%		
	70%-79%		
	below 70%		
	5.3.1.2 Internally generated income		
	Obligations BUR	Targets should be made realistic and attainable. The 100% target is almost always not attained. The ranges of the accomplishment should be adjusted as proposed.	same as above
	100 % BUR		
	90%-99%		
	80%-89%		
	70%-79%		
	below 70%		

KRAs, Criteria, Indicators		Comments	Inputs/Recommendations
	Disbursement BUR	Targets should be made realistic and attainable. The 100% target is almost always not attained. The ranges of the accomplishment should be adjusted as proposed.	same as above
	100 % BUR		
	90%-99%		
	80%-89%		
	70%-79%		
	below 70%		
KRAs, Criteria, Indicators		Comments	
5.3.2	Status of Liquidation to subsidies or grants		
	5.3.2.1 Internal projects and programs		
	Average percentage of fully liquidated internally funded studies/projects/programs within the evaluation period		
	No audit findings		
	With audit findings		
	5.3.2.2 Subsidies from other agencies/organizations		
	Average percentage of fully liquidated externally funded studies/projects/programs within the evaluation period		
	No audit findings		
	With audit findings		
5.3.3	Audit Results		
	5.3.3.1 No COA observation/recommendation for compliance	This is very near to impossibility to attain since one of the Performance Indicators of COA is the number of audit observations and recommendations. In almost all cases, there will be observations/recommendations for compliance.	The following rating scale and point system are proposed:
	5.3.3.2 Average Percentage of Compliance with COA Recommendations fully complied with for the evaluation period (Percentage of prior years)		No COA observation/recommendation for compliance (almost imponentpossible to attain) maximum points - 1.0
	90%-100%	The more realistic measure should be the indicator "Percentage of compliance of the PY audit observations/and recommendations"..with the same scale but to revise the points system:	Percentage of Compliance with COA Recommendations fully complied with for the evaluation period (Percentage of prior years)
	80%-89%		90%-100% - 0.9
	70%-79%		80%-89% - 0.8
	60%-69%		70%-79% - 0.7
	50%-59%	In previous PBB compliance, only 30% compliance to the audit observations and observations was required for an agency to be eligible at least for this governance condition.	60%-69% - 0.6
	40%-49%		50%-59% - 0.5
	30%-39%		40%-49% - 0.4
			30%-39% - 0.3

KRAs, Criteria, Indicators		Comments	Inputs/Recommendations
	5.3.3.3 Audit opinion		
	Consistently unmodified/unqualified audit opinion		
	With at least one (1) modified/qualified audit opinion		
5.4	PBB AO25 compliance		
	Eligible with no isolation		
	Eligible but with isolation		
KRAs, Criteria, Indicators		Comments	Inputs/Recommendations
5.5	Institutional Development and Smart Campus Transformation		
5.5.1	Smart campus development plan		
	> ICT development plan > internet connectivity > campus area network > LMS > learners information system		
	For every element present		
5.5.2	Green Campus integration to Institutional development Plan		
5.6	Institutional Recognition		
5.6.1	International		
	5.6.1.1 ISO Certification	This indicator should also be given maximum of 2.0 points considering that this entails substantial resources in terms of manpower, finances and logistics not only in having the whole institution ISO Certified but more so in sustaining such status.	
	whole institution		
	unit or process certified regardless of number		
	5.6.1.2 QS World University Rankings		
	5 stars		
	3-4 stars		
	1-2 stars		
	5.6.1.3 THE and other international recognition		
	Top 100		
	101 - 200		

KRAs, Criteria, Indicators		Comments	Inputs/Recommendations
	201 - 300		
	301 - 400		
	401 above		
5.6.2	Local Institutional Recognition		
	Philippine Quality Award (PQA)		
	Level IV		
	Level III		
	Level II		
	Level I		
	SUB-TOTAL (KRA 5)		
Additional Points			
	ASEAN ICONS Internationalization Awardee		
	OVERALL POINTS (KRAs 1 - 5)		

Prepared by:



Rino C. Reyes
UNP Financial Services



Erwin F. Cadorna, Ph. D.
University President

Evidence 4

Participation to Lower Amburayan River System-Water Quality Management Area (LARS-WQMA) Governing Board Quarterly Regular Meetings

**DEPARTMENT OF ENVIRONMENT AND NATURAL RESOURCES
ENVIRONMENTAL MANAGEMENT BUREAU
Regional Office No. 1**

**First Quarter Joint Governing Board, Executive
Committee, Technical Working Group and Multi-
Sectoral Hybrid Group Meeting
February 18, 2022**

Zoom Link:

[https://zoom.us/j/9595381633?pwd=TVJPTXZyU2xqc
m1YSjhRWDJmNDFtQT09](https://zoom.us/j/9595381633?pwd=TVJPTXZyU2xqc
m1YSjhRWDJmNDFtQT09)

or

Meeting ID: 959 538 1633

Passcode: lars-wqma





REPUBLIC OF THE PHILIPPINES
DEPARTMENT OF ENVIRONMENT AND NATURAL RESOURCES
ENVIRONMENTAL MANAGEMENT BUREAU
Regional Office No. 1
DENR Bldg., Government Center, Sevilla, City of San Fernando,
La Union



April 19, 2022

DR. ERWIN F. CADORNA, PhD

University President

University of Northern Philippines

Tamag, Vigan, Ilocos Sur

Attention: MR. CHRIS PAUL P. PAGAOA

Permanent Representative

Dear Dr. Cadorna:

Isang Makakalikasang Pagbati!

The Lower Amburayan River System - Water Quality Management Area (LARS-WQMA) Governing Board, of which you are a member, will be having the 2nd Quarter LARS-WQMA Joint Governing Board, Executive Committee, Technical Working Group and Multi-Sectoral Group blended meeting will be facilitated (face-to-face and virtual for remote attendees) on May 18, 2022 at the Villa d' El-Lita Hotel, Resort, and Restaurant, Sudipen, La Union with the following agenda to wit:

Agenda:

1. Approval of the minutes of the previous meeting dated February 18, 2022.
2. Matters Arising from the minutes of the previous meeting dated February 18, 2022.
3. Presentation of 1st Quarter LARS-WQMA Water Quality Monitoring Data and Accomplishments CY 2022.
4. Approval of the LARS-WQMA Resolution No.2 series of 2022 entitled "Approving the conduct of the Piesta ti Karayan Amburayan IV".
5. Other Matters
 - Updates on the Rivers for Life award.
 - Updates on the submission of LGU Compliance Plan and Pollution Load Assessment Data.
 - Updates on the Lower and Upper Amburayan River System-Water Quality Management Area Convergence meeting.
 - Water Quality Management Area "Poster Slogan".

The online link shall be provided to all members/participants. For confirmation and queries, you may contact Mr. Jayson Paolo E. Resultay at 0995-892-1771 or call the EMB-I telephone number 687-8370 Local Number 102 (Ambient Monitoring and Technical Services Section).

Thank you.

Very truly yours,

ENGR. MARIA DORICA NAZ-HIPE, CESE
Regional Director



Protect the environment.... Protect Life...

Tel. No.: (072) 687-8370; email: r1@emb.gov.ph



REPUBLIC OF THE PHILIPPINES
DEPARTMENT OF ENVIRONMENT AND NATURAL RESOURCES
ENVIRONMENTAL MANAGEMENT BUREAU

Regional Office No. 1
DENR Bldg., Government Center, Sevilla, City of San Fernando,
La Union



Lower Amburayan River System-Water Quality Management Area (LARS-WQMA)
First Quarter Joint Governing Board, Executive Committee, Technical Working Group, and Multi-Sectoral Hybrid
Group Meeting

DENR Bldg., Government Center, Sevilla, San Fernando City, La Union
February 18, 2022

Objectives:

1. To approve the Highlights of the 4th Quarter LARS-WQMA Governing Board Meeting dated November 10, 2021 and matters arising thereof.
2. To apprise the LARS-WQMA members on the latest Water Quality Status and Accomplishments of the LARS-WQMA.
3. To approve the LARS-WQMA Resolution No.1 series of 2022 entitled “Approving and adopting the LARS-WQMA Work and Financial Plan CY 2022”.
4. To reiterate the submission of the approved LGU Compliance Plan by LARS-WQMA member LGUs.
5. To present the scheduled activities of the LARS-WQMA Governing Board for CY 2022.

TENTATIVE AGENDA			
AGENDA	RESPONSIBLE PERSON/ ENTITY	TIME	DESIRED ACTION
Registration	LARS-WQMA Secretariat	9:00-9:40 AM	
Invocation	LARS-WQMA Secretariat		
National Anthem			
Acknowledgment of Participants			
Welcome Message and Call to Order	ENGR. MARIA DORICA NAZ-HIPE, CESE Regional Director		
Presentation of the Tentative Agenda			

Protect the environment... Protect Life...

Tel. Nos. (072)-687-8370; e-mail: r1@emb.gov.ph



REPUBLIC OF THE PHILIPPINES
DEPARTMENT OF ENVIRONMENT AND NATURAL RESOURCES
ENVIRONMENTAL MANAGEMENT BUREAU

Regional Office No. 1
DENR Bldg., Government Center, Sevilla, City of San Fernando,
La Union



TENTATIVE AGENDA			
AGENDA	RESPONSIBLE PERSON/ ENTITY	TIME	DESIRED ACTION
1. Presentation of Meeting Objectives	LARS-WQMA Secretariat	9:40-12:00 NN	For information
2. Review and Approval of the highlights of the previous meeting dated November 10, 2022 and the matters arising thereof	LARS-WQMA Secretariat		For approval
3. Presentation of LARS-WQMA Water Quality Monitoring Data for CY 2021 and Accomplishments/Activities	LARS-WQMA Secretariat		For information
4. Approval of the LARS-WQMA Resolution No.1 series of 2022 entitled “Approving and adopting the LARS-WQMA Work and Financial Plan CY 2022”.	LARS-WQMA Secretariat		For approval
5. Other Matters <ul style="list-style-type: none"> Submission of approved LGU Compliance Plan. Submission of Pollution Load Assessment Data. Presentation of Schedule of Activities for CY 2022 	LARS-WQMA Secretariat		For information
Adjournment	ENGR. MARIA DORICA NAZ-HIPE, <i>CESE</i> <i>Regional Director</i>	12:00 NN	

Protect the environment... Protect Life...

Tel. Nos. (072)-687-8370; e-mail: r1@emb.gov.ph



REPUBLIC OF THE PHILIPPINES
DEPARTMENT OF ENVIRONMENT AND NATURAL RESOURCES
ENVIRONMENTAL MANAGEMENT BUREAU

Regional Office No. 1
DENR Bldg., Government Center, Sevilla, City of San Fernando,
La Union



LOWER AMBURAYAN RIVER SYSTEM-
WATER QUALITY MANAGEMENT AREA
(LARS-WQMA) GOVERNING BOARD

Excerpts from the Minutes of Meeting of the First (1st) Quarter regular meeting of the LARS-WQMA Governing Board held on the 16th day of February 2022 via Zoom Software

BOARD RESOLUTION NO. 1 SERIES OF 2022

PRESENT:

ABSENT:

Protect the environment... Protect Life...

Tel. Nos. (072)-687-8370; e-mail: r1@emb.gov.ph



REPUBLIC OF THE PHILIPPINES
DEPARTMENT OF ENVIRONMENT AND NATURAL RESOURCES
ENVIRONMENTAL MANAGEMENT BUREAU

Regional Office No. 1
DENR Bldg., Government Center, Sevilla, City of San Fernando,
La Union



LOWER AMBURAYAN RIVER SYSTEM-
WATER QUALITY MANAGEMENT AREA
(LARS-WQMA) GOVERNING BOARD

LARS-WQMA BOARD RESOLUTION NO. 1 SERIES OF 2022

**RESOLUTION APPROVING AND ADOPTING THE LARS-WQMA GOVERNING
BOARD WORK AND FINANCIAL PLAN FOR CY 2022**

WHEREAS, pursuant to Section 5 of the R.A. No. 9275 otherwise known as “Philippine Clean Water Act of 2004” and its Implementing Rules and Regulations (DENR Administrative Order No. 2005-10) and DENR Memorandum Circular No. 15, series of 2009, and considering the critical importance of complying with water quality guidelines provides for the issuance of DAO No. 2018-03 dated November 23, 2011 as the Designation of the Lower Amburayan River System as Water Quality Management Area and Creation of its Governing Board;

WHEREAS, DENR DAO 2018-03 provided for the geographical coverage of the LARS-WQMA as well as the creation of the WQMA Governing Board, including its composition, functions, and the creation of Technical Working Group and Technical Secretariat to ensure broad-based participation of all stakeholders;

WHEREAS, in order to ensure the timely implementation and the proper utilization of funds of the LARS-WQMA programs, activities, and projects. The work and financial plan for the fiscal year 2022 were presented to the LARS-WQMA Governing Board members for approval and adaptation.

WHEREAS, the LARS-WQMA Governing Board, Executive Committee, and Technical Working Group (TWG) in its virtual held on February 4, 2022, with a quorum of _____ out of the twenty-nine (29) regular members of the Governing Board, reviewed and approved the LARS-WQMA Work and Financial Plan;

NOW THEREFORE, on the motion of _____ and seconded by _____, the LARS-WQMA Governing Board hereby approves the LARS-WQMA Work and Financial Plan for CY 2022;

RESOLVED, that copies of the LARS-WQMA Work and Financial Plan for CY 2022 be distributed to all members of the LARS-WQMA Governing Board for record and adoption;

RESOLVED FINALLY, as hereby officially resolved, that copies of this resolution be furnished to the Governing Board members for record and adoption;

UNANIMOUSLY APPROVED this 18th day of February 2022.

Protect the environment... Protect Life...

Tel. Nos. (072)-687-8370; e-mail: r1@emb.gov.ph

CERTIFICATION

I hereby certify to the correctness of the above-foregoing resolution on the 18th day of February 2022.

ENGR. RYANNE N. NARVAEZ
LARS-WQMA Technical Secretariat and
OIC-Chief, Environmental Monitoring and
Enforcement Division

Attested by:

ENGR. MARIA DORICA NAZ-HIPE, *CESE*
Chairperson, LARS-WQMA Governing Board
and Regional Director, EMB Region 1



**Department of Environment and Natural Resources
Environmental Management Bureau
Regional Office No. 1**



Lower Amburayan River System Water Quality Management Area Monitoring Data CY 2021

(LARS-WQMA)



Lower Amburayan River System- Water Quality Management Area

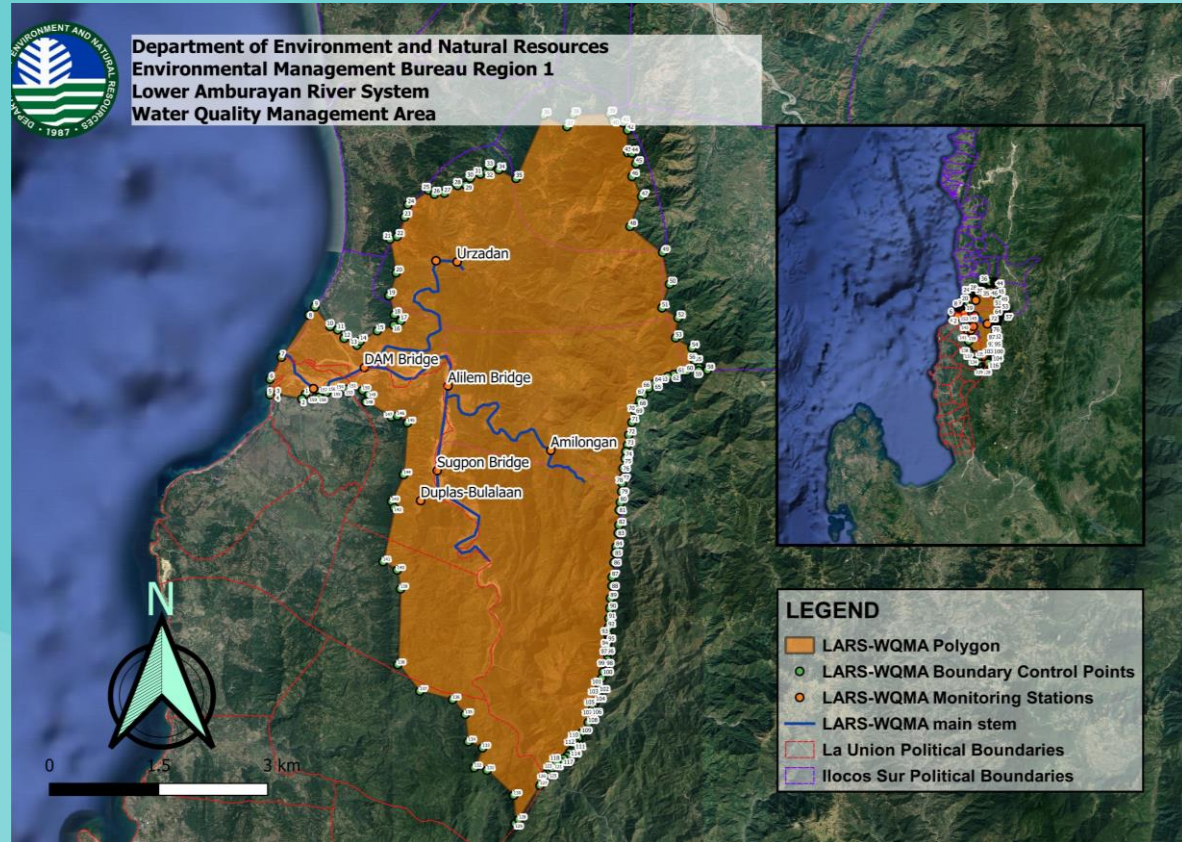


Designated on January 26, 2018 (DAO 2018-03)

9 monitoring stations

Coverage:

1. Bangar
2. Alilem
3. Suyo
4. Tagudin
5. Sudipen
6. Cervantes
7. Santol
8. Sugpon
9. Sigay



9 LARS-WQMA Monitoring Stations

Station ID/ Nos.	Location	Municipality	GPS Locations	
			Latitude	Longitude
BAN-2	Ma. Cristina West	Bangar, La Union	16°54'01.27" N	120°25'45.54" E
SUD-1	Duplas-Bulaan	Sudipen, La Union	16°49'49.67" N	120°29'54.32" E
SUD-2	Doña Alicia Memorial Bridge	Sudipen, La Union	16°54'48.34" N	120°27'43.97" E
SUG-1	Balbalayang	Sugpon, Ilocos Sur	16°49'03.76" N	120°32'04.74" E
ALI-1	Dalawa	Alilem, Ilocos Sur	16°50'57.14" N	120°30'32.77" E
ALI-2	Amilongan B	Alilem, Ilocos Sur	16°51'06.26" N	120°34'53.84" E
ALI-4	Poblacion-Alilem	Alilem, Ilocos Sur	16°53'03.40" N	120°31'53.90" E
SUY-1	Urzadan	Suyo, Ilocos Sur	16°58'45.68" N	120°31'18.99" E
SUY-2	Poblacion-Suyo	Suyo, Ilocos Sur	16°58'48.08" N	120°30'29.89" E



Protect the environment... Protect Life...

Department of Environment and Natural Resources - ENVIRONMENTAL MANAGEMENT BUREAU Regional Office No. 1
Tel. No. (072)-687-8370; e-mail: r1@emb.gov.ph



9 LARS-WQMA Monitoring Stations

Urzadan - Suyo, Ilocos Sur



	Decimal	DMS
Latitude	16.979053	16°58'44" N
Longitude	120.519062	120°31'8" E
2021-09-09(Thu) 09:11		



	Decimal	DMS
Latitude	16.979053	16°58'44" N
Longitude	120.519062	120°31'8" E
2021-09-09(Thu) 09:11		



	Decimal	DMS
Latitude	16.979053	16°58'44" N
Longitude	120.519062	120°31'8" E
2021-09-09(Thu) 09:12		



Protect the environment... Protect Life...

Department of Environment and Natural Resources - ENVIRONMENTAL MANAGEMENT BUREAU Regional Office No. 1
Tel. No. (072)-687-8370; e-mail: r1@emb.gov.ph



9 LARS-WQMA Monitoring Stations

Poblacion - Suyo, Ilocos Sur



	Decimal	DMS
Latitude	16.980048	16°58'48" N
Longitude	120.508261	120°30'29" E

2021-09-09(Thu) 09:36

Previous Station

Sitio Dalisis, Cabugao, Suyo Ilocos Sur



	Decimal	DMS
Latitude	16.597893	16°35'52" N
Longitude	120.322397	120°19'20" E

2022-02-09(Wed) 08:51(am)

New Station



Protect the environment... Protect Life...

Department of Environment and Natural Resources - ENVIRONMENTAL MANAGEMENT BUREAU Regional Office No. 1
Tel. No. (072)-687-8370; e-mail: r1@emb.gov.ph



9 LARS-WQMA Monitoring Stations

Poblacion-Alilem - Alilem, La Union



	Decimal	DMS
Latitude	16.884788	16°53'5" N
Longitude	120.532054	120°31'55" E
2021-09-09(Thu) 11:40		



	Decimal	DMS
Latitude	16.884788	16°53'5" N
Longitude	120.532054	120°31'55" E
2021-09-09(Thu) 11:40		



	Decimal	DMS
Latitude	16.884788	16°53'5" N
Longitude	120.532054	120°31'55" E
2021-09-09(Thu) 11:40		



	Decimal	DMS
Latitude	16.886784	16°53'12" N
Longitude	120.528809	120°31'43" E
2021-09-09(Thu) 11:42		



	Decimal	DMS
Latitude	16.884788	16°53'5" N
Longitude	120.532054	120°31'55" E
2021-09-09(Thu) 11:40		



	Decimal	DMS
Latitude	16.884788	16°53'5" N
Longitude	120.532054	120°31'55" E
2021-09-09(Thu) 11:40		



Protect the environment... Protect Life...

Department of Environment and Natural Resources - ENVIRONMENTAL MANAGEMENT BUREAU Regional Office No. 1
Tel. No. (072)-687-8370; e-mail: r1@emb.gov.ph



9 LARS-WQMA Monitoring Stations

Balbalayang - Sugpon, Ilocos Sur



	Decimal	DMS
Latitude	16.84521	16°50'42" N
Longitude	120.506256	120°30'22" E

2021-09-09(Thu) 13:39



	Decimal	DMS
Latitude	16.84521	16°50'42" N
Longitude	120.506256	120°30'22" E

2021-09-09(Thu) 13:39




Protect the environment... Protect Life...

Department of Environment and Natural Resources - ENVIRONMENTAL MANAGEMENT BUREAU Regional Office No. 1
Tel. No. (072)-687-8370; e-mail: r1@emb.gov.ph



9 LARS-WQMA Monitoring Stations

Dalawa - Alilem, Ilocos Sur



	Decimal	DMS
Latitude	16.901832	16°54'6" N
Longitude	120.516172	120°30'58" E

2021-09-09(Thu) 12:00



	Decimal	DMS
Latitude	16.901832	16°54'6" N
Longitude	120.516172	120°30'58" E

2021-09-09(Thu) 12:00



	Decimal	DMS
Latitude	16.901807	16°54'6" N
Longitude	120.516247	120°30'58" E

2021-09-09(Thu) 12:00



Protect the environment... Protect Life...

Department of Environment and Natural Resources - ENVIRONMENTAL MANAGEMENT BUREAU Regional Office No. 1
Tel. No. (072)-687-8370; e-mail: r1@emb.gov.ph



9 LARS-WQMA Monitoring Stations

Amilongan B - Alilem, Ilocos Sur



	Decimal	DMS
Latitude	16.862886	16°51'46" N
Longitude	120.581748	120°34'54" E

2021-09-09(Thu) 11:10



	Decimal	DMS
Latitude	16.862886	16°51'46" N
Longitude	120.581748	120°34'54" E

2021-09-09(Thu) 11:10



	Decimal	DMS
Latitude	16.862886	16°51'46" N
Longitude	120.581748	120°34'54" E

2021-09-09(Thu) 11:10



Protect the environment... Protect Life...

Department of Environment and Natural Resources - ENVIRONMENTAL MANAGEMENT BUREAU Regional Office No. 1
Tel. No. (072)-687-8370; e-mail: r1@emb.gov.ph



9 LARS-WQMA Monitoring Stations

Doña Alicia Memorial Bridge - Sudipen, La Union



	Decimal	DMS
Latitude	16.913957	16°54'50" N
Longitude	120.46201	120°27'43" E
2021-09-09(Thu) 10:14		



	Decimal	DMS
Latitude	16.913957	16°54'50" N
Longitude	120.46201	120°27'43" E
2021-09-09(Thu) 10:14		



	Decimal	DMS
Latitude	16.913977	16°54'50" N
Longitude	120.461702	120°27'42" E
2021-09-09(Thu) 10:14		



	Decimal	DMS
Latitude	16.913957	16°54'50" N
Longitude	120.46201	120°27'43" E
2021-09-09(Thu) 10:14		



	Decimal	DMS
Latitude	16.912201	16°54'43" N
Longitude	120.462226	120°27'44" E
2021-09-09(Thu) 10:25		



	Decimal	DMS
Latitude	16.912201	16°54'43" N
Longitude	120.462226	120°27'44" E
2021-09-09(Thu) 10:25		



Protect the environment... Protect Life...

Department of Environment and Natural Resources - ENVIRONMENTAL MANAGEMENT BUREAU Regional Office No. 1
Tel. No. (072)-687-8370; e-mail: r1@emb.gov.ph



9 LARS-WQMA Monitoring Stations

Duplas-Bulalaan - Sudipen, La Union



	Decimal	DMS
Latitude	16.829217	16°49'45" N
Longitude	120.496738	120°29'48" E

2021-09-09(Thu) 14:22

	Decimal	DMS
Latitude	16.829217	16°49'45" N
Longitude	120.496738	120°29'48" E

2021-09-09(Thu) 14:22



Protect the environment... Protect Life...

Department of Environment and Natural Resources - ENVIRONMENTAL MANAGEMENT BUREAU Regional Office No. 1
Tel. No. (072)-687-8370; e-mail: r1@emb.gov.ph

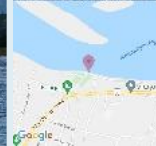


9 LARS-WQMA Monitoring Stations

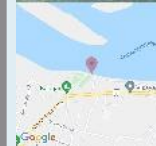
Ma. Cristina West - Bangar, La Union



	Decimal	DMS
Latitude	16.900296	16°54'1" N
Longitude	120.429749	120°25'47" E
2021-09-09(Thu) 15:09		



	Decimal	DMS
Latitude	16.900296	16°54'1" N
Longitude	120.429749	120°25'47" E
2021-09-09(Thu) 15:09		



	Decimal	DMS
Latitude	16.900141	16°54'0" N
Longitude	120.430115	120°25'48" E
2021-09-09(Thu) 15:10		



Protect the environment... Protect Life...

Department of Environment and Natural Resources - ENVIRONMENTAL MANAGEMENT BUREAU Regional Office No. 1
Tel. No. (072)-687-8370; e-mail: r1@emb.gov.ph



Water Quality Monitoring Data January to December of CY 2021



Protect the environment... Protect Life...

Department of Environment and Natural Resources - ENVIRONMENTAL MANAGEMENT BUREAU Regional Office No. 1
Tel. No. (072)-687-8370; e-mail: r1@emb.gov.ph



Water Quality Monitoring Data, For the CY 2021

STN. I.D	NAME OF STATION	Location	Biochemical Oxygen Demand (BOD) mg/L											
			Jan	Feb	Mar	Apr	May	Jun	Jul	Aug	Sep	Oct	Nov	Dec
SUY-1	Urzadan	Suyo, Ilocos Sur	3	<1	3	3	3	<1	1	<1	<1	<1	1.0	*
SUY-2	Poblacion-Suyo	Suyo, Ilocos Sur	3	2	3	3	3	2	-	-	<1	-	-	*
ALI-3	Amilongan B	Alilem, Iloos Sur	2	<1	<1	1	3	<1	<1	<1	<1	<1	<1	3
ALI-4	Poblacion-Alilem	Alilem, Iloos Sur	1	<1	4	2	3	2	1	<1	2	<1	<1	*
SUG-1	Balbalayang	Sugpon, Ilocos Sur	2	<1	3	2	<1	2	2	2	2	<1	3	*
SUD-1	Duplas-Bulalaan	Sudipen, La Union	<1	2	3	2	Dry	4	2	3	3	<1	2	*
ALI-1	Dalawa	Alilem, Iloos Sur	1	<1	<1	<1	<1	<1	2	1	1	<1	1	*
SUD-2	Doña Alicia Memorial Bridge	Sudipen, La Union	<1	<1	<1	<1	<1	2	2	2	<1	<1	3	*
BAN-2	Ma. Cristina West	Bangar, La Union	2	2	2	<1	3	<1	<1	1	2	<1	2	*
DENR Water Quality Guideline Value for Class " C " Water Classification			≤7											

(-) No samples were collected due to inaccessibility going to the monitoring station

(*) Completed the ten (10) month data



Protect the environment... Protect Life...

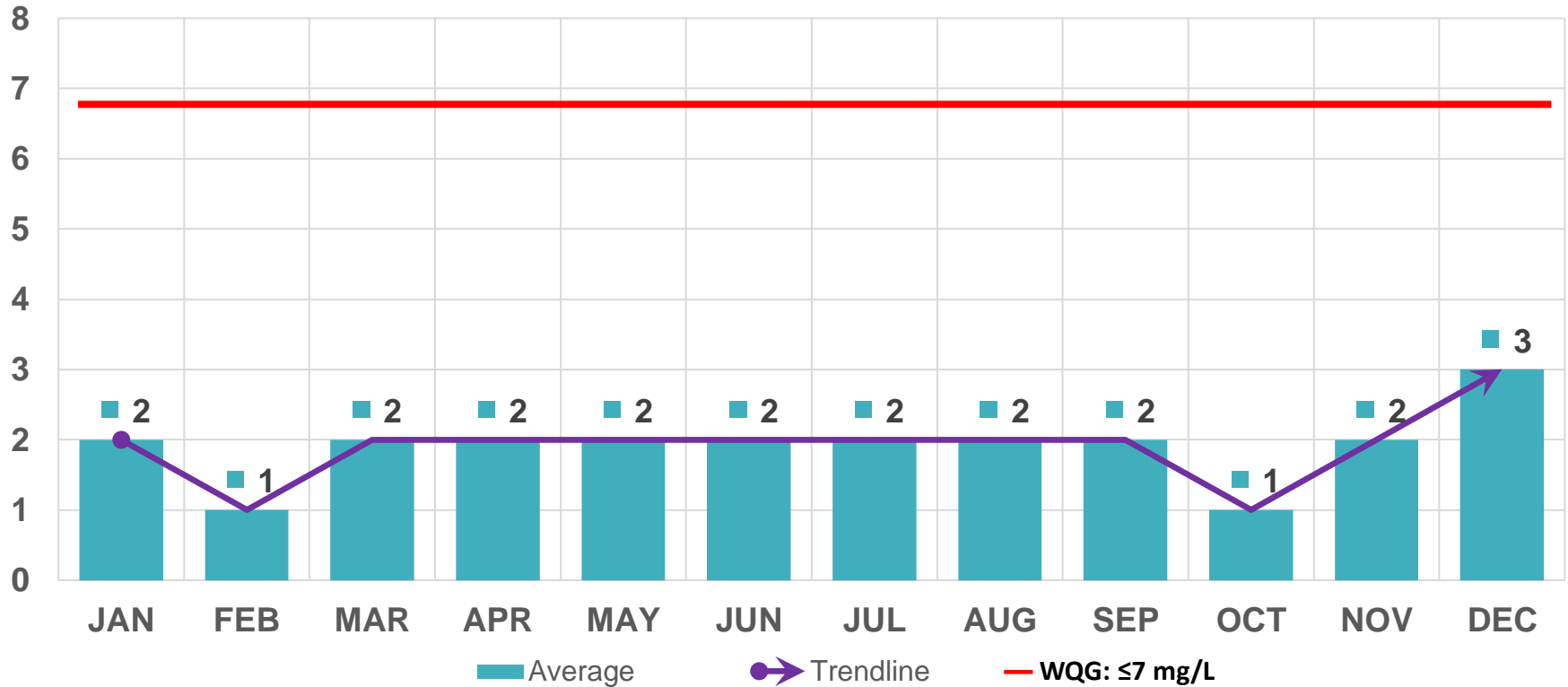
Department of Environment and Natural Resources - ENVIRONMENTAL MANAGEMENT BUREAU Regional Office No. 1

Tel. No. (072)-687-8370; e-mail: r1@emb.gov.ph



Graphical Presentation

Average Biochemical Oxygen Demand (BOD) (mg/L)



Water Quality Monitoring Data, For the CY 2021

STN. I.D	NAME OF STATION	Location	Dissolve Oxygen (DO) mg/L											
			Jan	Feb	Mar	Apr	May	Jun	Jul	Aug	Sep	Oct	Nov	Dec
SUY-1	Urzadan	Suyo, Ilocos Sur	9.0	7.1	8.3	6.7	7.9	8.0	7.6	8.7	8.1	8.7	8.2	*
SUY-2	Poblacion-Suyo	Suyo, Ilocos Sur	8.0	6.4	7.8	6.7	6.7	8.0	-	-	8.2	-	-	*
ALI-3	Amilongan B	Alilem, Iloos Sur	9.0	8.7	8.5	8.1	8.8	9.0	8.4	8.9	8.4	8.8	8.7	8.9
ALI-4	Poblacion-Alilem	Alilem, Iloos Sur	8.2	8.9	11.5	7.7	8.3	9.2	8.5	9.1	8.3	8.7	8.3	*
SUG-1	Balbalayang	Sugpon, Ilocos Sur	8.2	7.9	8.8	8.7	9.2	7.6	7.9	8.6	8.2	8.6	8.0	*
SUD-1	Duplas-Bulalaan	Sudipen, La Union	8.7	8.7	9.3	10.2	Dry	7.6	7.2	8.2	7.9	8.0	7.2	*
ALI-1	Dalawa	Alilem, Iloos Sur	8.7	7.6	8.7	8.7	8.4	8.5	8.0	8.7	8.2	8.5	7.9	*
SUD-2	Doña Alicia Memorial Bridge	Sudipen, La Union	8.3	6.6	7.4	7.4	8.6	7.6	8.0	8.8	8.2	8.2	8.0	*
BAN-2	Ma. Cristina West	Bangar, La Union	8.5	7.4	9.7	6.2	8.6	7.2	7.9	8.8	8.5	8.4	7.8	*
DENR Water Quality Guideline Value for Class " C " Water Classification			≥5.0											

(-) No samples were collected due to inaccessibility going to the monitoring station

(*) Completed the ten (10) month data



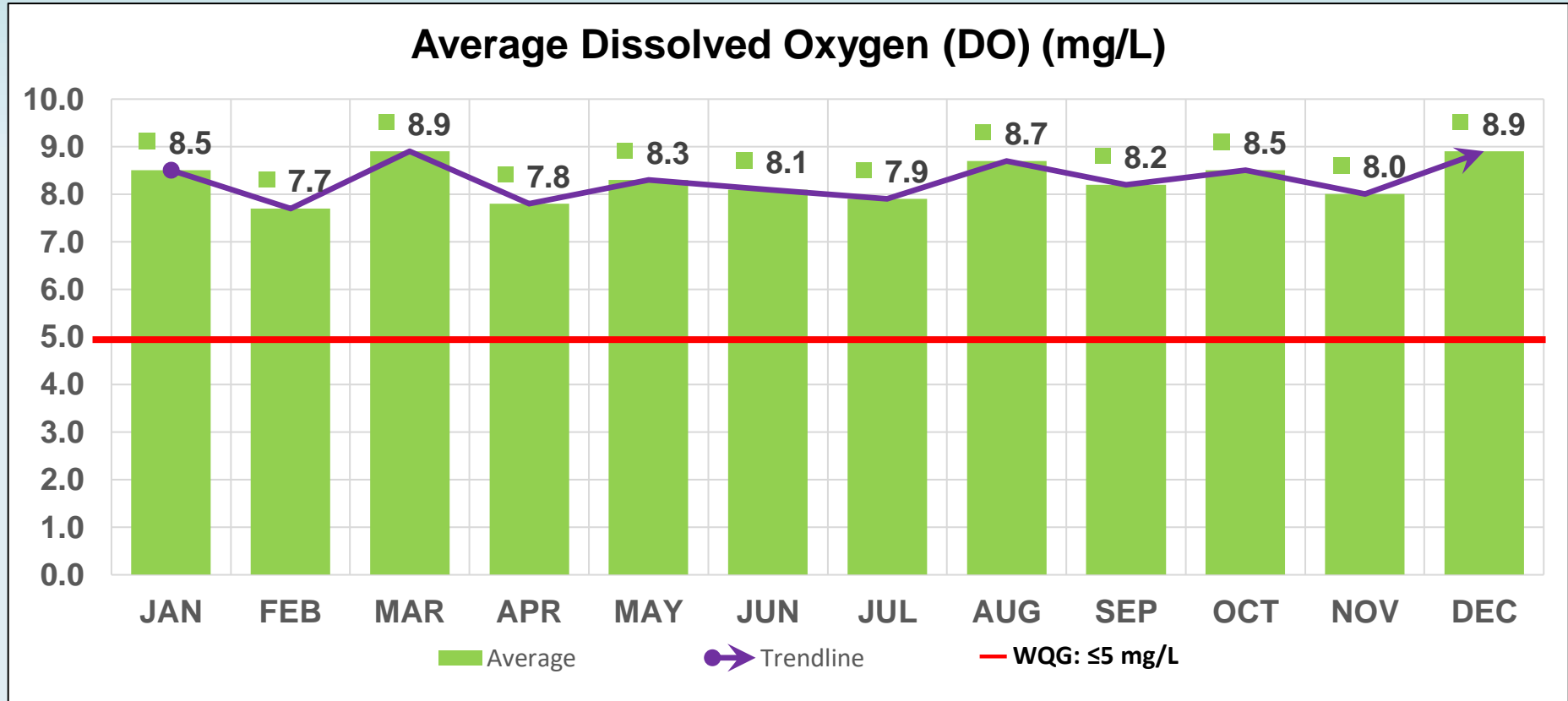
Protect the environment... Protect Life...

Department of Environment and Natural Resources - ENVIRONMENTAL MANAGEMENT BUREAU Regional Office No. 1

Tel. No. (072)-687-8370; e-mail: r1@emb.gov.ph



Graphical Presentation



Water Quality Monitoring Data, For the CY 2021

STN. I.D	NAME OF STATION	Location	Potential of Hydrogen (pH)											
			Jan	Feb	Mar	Apr	May	Jun	Jul	Aug	Sep	Oct	Nov	Dec
SUY-1	Urzadan	Suyo, Ilocos Sur	6.8	7.5	7.4	7.2	6.8	7.2	8.0	6.8	8.4	8.3	8.40	*
SUY-2	Poblacion-Suyo	Suyo, Ilocos Sur	7.3	7.4	7.5	7.5	6.9	7.3	-	-	8.3		-	*
ALI-3	Amilongan B	Alilem, Ilocoos Sur	7.9	7.5	6.9	8.0	7.2	7.3	7.8	6.7	8.3	8.3	8.39	7.9
ALI-4	Poblacion-Alilem	Alilem, Ilocoos Sur	7.8	7.8	8.0	8.0	7.4	7.4	7.4	7.0	8.4	7.2	8.42	*
SUG-1	Balbalayang	Sugpon, Ilocos Sur	7.7	7.9	7.4	8.0	7.5	7.3	7.3	7.4	8.3	7.7	8.39	*
SUD-1	Duplas-Bulalaan	Sudipen, La Union	7.4	8.0	7.4	8.0	Dry	7.4	7.2	7.1	8.4	7.7	8.22	*
ALI-1	Dalawa	Alilem, Ilocoos Sur	7.7	7.2	7.7	7.7	7.0	7.3	7.4	7.1	8.2	7.9	8.31	*
SUD-2	Doña Alicia Memorial Bridge	Sudipen, La Union	7.3	7.6	7.5	7.4	6.9	7.3	7.8	6.6	8.4	8.3	8.36	*
BAN-2	Ma. Cristina West	Bangar, La Union	7.5	7.9	7.6	7.0	7.6	7.4	7.2	7.5	8.3	8.2	8.43	*
DENR Water Quality Guideline Value for Class " C " Water Classification			6.5-9.0											

(-) No samples were collected due to inaccessibility going to the monitoring station

(*) Completed the ten (10) month data



Protect the environment... Protect Life...

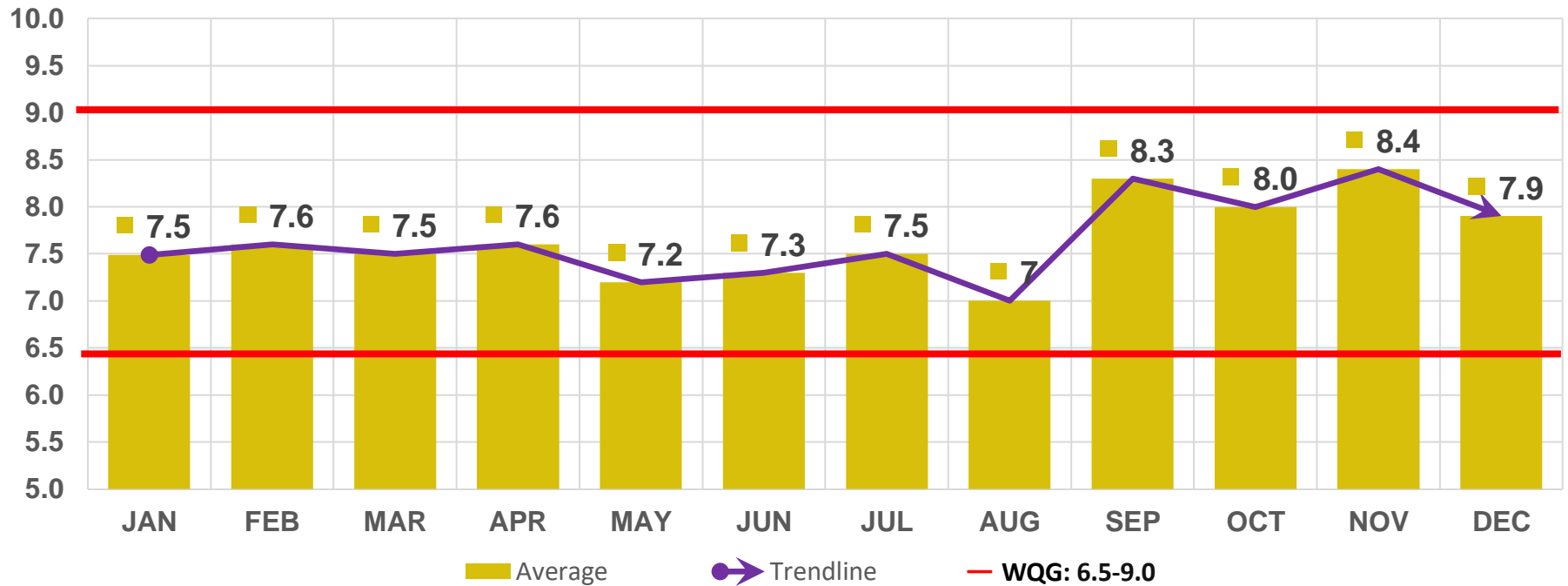
Department of Environment and Natural Resources - ENVIRONMENTAL MANAGEMENT BUREAU Regional Office No. 1

Tel. No. (072)-687-8370; e-mail: r1@emb.gov.ph



Graphical Presentation

Average Potential of Hydrogen (pH)



Water Quality Monitoring Data, For the CY 2021

STN. I.D	NAME OF STATION	Location	Total Suspended Solids(TSS) (mg/L)											
			Jan	Feb	Mar	Apr	May	Jun	Jul	Aug	Sep	Oct	Nov	Dec
SUY-1	Urzadan	Suyo, Ilocos Sur	29	3	5	18	2	12	5	6	3	32	5	*
SUY-2	Poblacion-Suyo	Suyo, Ilocos Sur	7	4	2	3	2	14	-	-	2	-	-	*
ALI-3	Amilongan B	Alilem, Ilocoos Sur	3	2	4	2	4	19	5	20	23	111	9	8
ALI-4	Poblacion-Alilem	Alilem, Ilocoos Sur	2	2	5	3	3	10	5	45	12	188	40	*
SUG-1	Balbalayang	Sugpon, Ilocos Sur	3	6	2	2	4	20	5	41	7	29	6	*
SUD-1	Duplas-Bulalaan	Sudipen, La Union	4	4	<2	4	Dry	25	10	18	5	8	11	*
ALI-1	Dalawa	Alilem, Ilocoos Sur	2	3	2	3	3	22	6	39	11	66	12	*
SUD-2	Doña Alicia Memorial Bridge	Sudipen, La Union	8	5	4	5	6	65	5	24	6	33	7	*
BAN-2	Ma. Cristina West	Bangar, La Union	7	6	8	4	3	70	14	23	12	16	12	*
DENR Water Quality Guideline Value for Class " C " Water Classification			≥80											

(-) No samples were collected due to inaccessibility going to the monitoring station

(*) Completed the ten (10) month data

Exceeds the Water Quality Guidelines



Protect the environment... Protect Life...

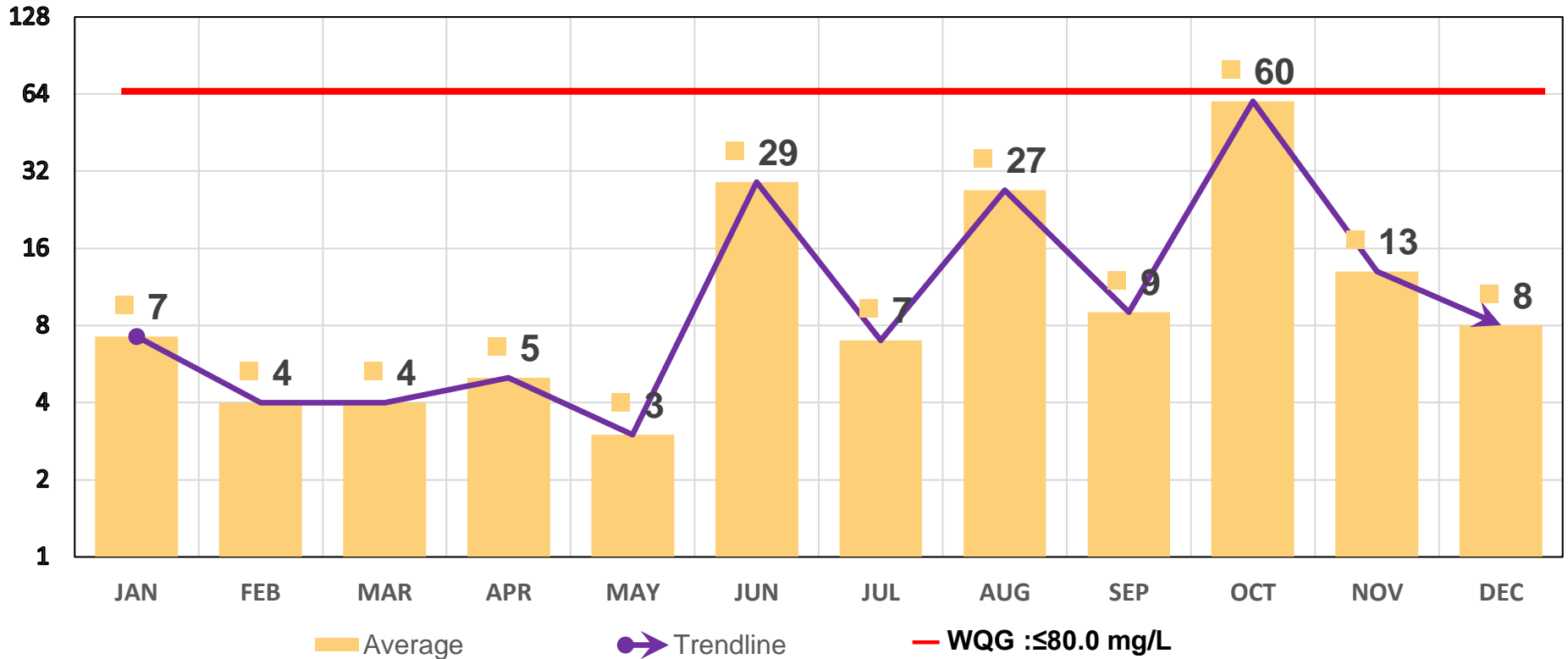
Department of Environment and Natural Resources - ENVIRONMENTAL MANAGEMENT BUREAU Regional Office No. 1

Tel. No. (072)-687-8370; e-mail: r1@emb.gov.ph



Graphical Presentation

Average Total Suspended Solids (TSS) (mg/L)



Protect the environment... Protect Life...

Department of Environment and Natural Resources - ENVIRONMENTAL MANAGEMENT BUREAU Regional Office No. 1
Tel. No. (072)-687-8370; e-mail: r1@emb.gov.ph



Water Quality Monitoring Data, 1Q-3Q CY 2021

STN. I.D	NAME OF STATION	Location	Nitrate (mg/L)											
			Jan	Feb	Mar	Apr	May	Jun	Jul	Aug	Sep	Oct	Nov	Dec
SUY-1	Urzadan	Suyo, Ilocos Sur	0.10	0.11	<0.05	<0.05	0.10	0.17	0.13	0.10	0.09	0.11	*	*
SUY-2	Poblacion-Suyo	Suyo, Ilocos Sur	0.16	0.19	<0.05	<0.05	0.20	0.18	-	-	0.07		*	*
ALI-3	Amilongan B	Alilem, Ilocoos Sur	0.54	0.33	0.17	0.11	0.52	0.25	0.46	0.65	0.57	0.64	0.65	0.50
ALI-4	Poblacion-Alilem	Alilem, Ilocoos Sur	0.29	0.14	<0.05	0.05	0.40	0.22	0.29	0.38	0.42	0.47	*	*
SUG-1	Balbalayang	Sugpon, Ilocos Sur	0.48	0.28	0.16	<0.05	0.20	2	0.46	0.66	0.55	0.58	*	*
SUD-1	Duplas-Bulalaan	Sudipen, La Union	<0.05	<0.05	<0.05	<0.05	Dry	4	0.26	0.50	0.09	0.28	*	*
ALI-1	Dalawa	Alilem, Ilocoos Sur	0.44	0.23	0.10	0.09	0.28	0.38	0.31	0.40	0.45	0.51	*	*
SUD-2	Doña Alicia Memorial Bridge	Sudipen, La Union	0.38	0.21	<0.05	<0.05	0.16	0.17	0.10	0.18	0.11	0.13	*	*
BAN-2	Ma. Cristina West	Bangar, La Union	0.29	0.28	<0.05	0.23	0.17	<1	0.39	0.54	0.42	0.50	*	*
DENR Water Quality Guideline Value for Class " C " Water Classification			≥7.0											

(-) No samples were collected due to inaccessibility going to the monitoring station

(*) Completed the ten (10) month data



Protect the environment... Protect Life...

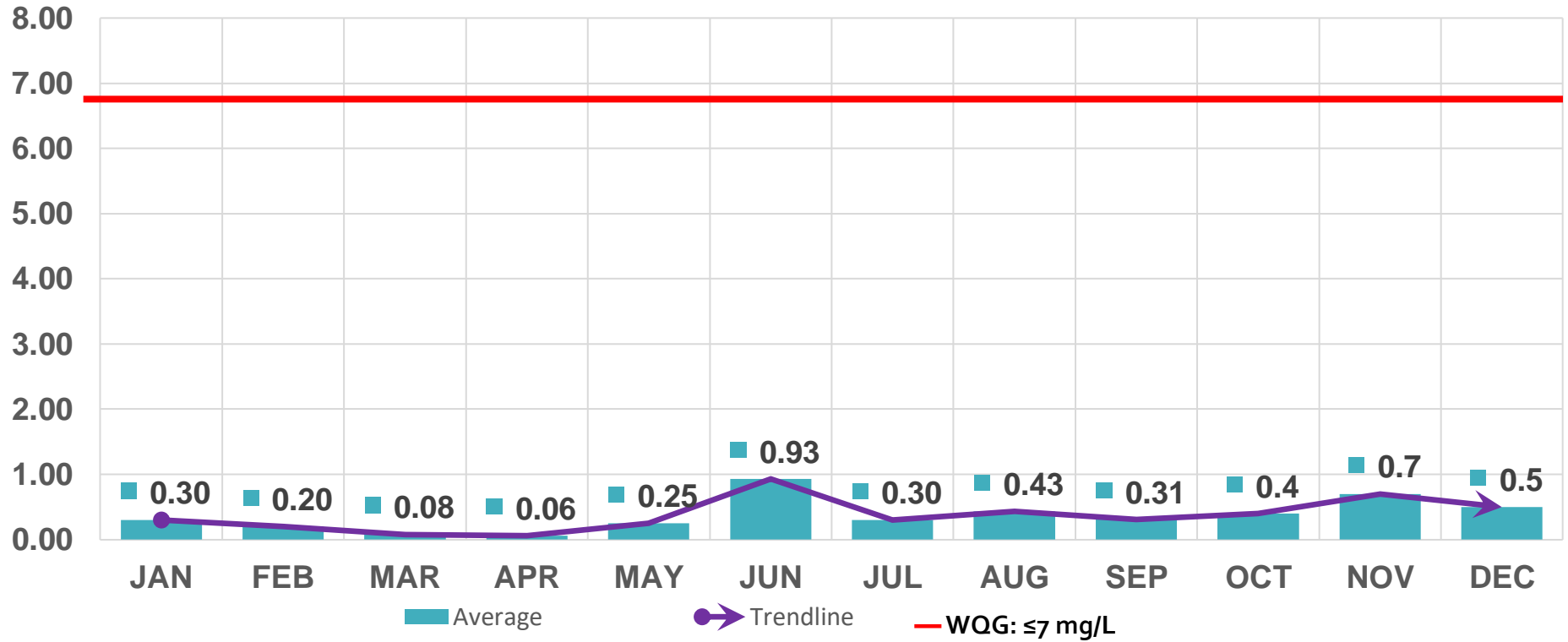
Department of Environment and Natural Resources - ENVIRONMENTAL MANAGEMENT BUREAU Regional Office No. 1

Tel. No. (072)-687-8370; e-mail: r1@emb.gov.ph



Graphical Presentation

Average Nitrate (mg/L)



Water Quality Monitoring Data, For the CY 2021

STN. I.D	NAME OF STATION	Location	Phosphate (mg/L)											
			Jan	Feb	Mar	Apr	May	Jun	Jul	Aug	Sep	Oct	Nov	Dec
SUY-1	Urzadan	Suyo, Ilocos Sur	<0.05	<0.05	<0.05	<0.05	<0.05	<0.05	<0.0 ₂	0.030	0.025	0.048	0.038	*
SUY-2	Poblacion-Suyo	Suyo, Ilocos Sur	<0.05	<0.05	<0.05	<0.05	<0.05	<0.05	-	-	0.029	-	-	*
ALI-3	Amilongan B	Alilem, Ilocoos Sur	<0.05	<0.05	<0.05	<0.05	<0.05	<0.05	0.015	0.043	0.039	0.069	0.023	0.024
ALI-4	Poblacion-Alilem	Alilem, Ilocoos Sur	<0.05	<0.05	<0.05	<0.05	<0.05	<0.05	0.015	0.040	0.038	0.063	0.039	*
SUG-1	Balbalayang	Sugpon, Ilocos Sur	<0.05	<0.05	<0.05	<0.05	<0.05	<0.05	0.022	0.052	0.049	0.060	0.039	*
SUD-1	Duplas-Bulalaan	Sudipen, La Union	<0.05	<0.05	<0.05	<0.05	Dry	0.06	0.039	0.058	0.062	0.069	0.070	*
ALI-1	Dalawa	Alilem, Ilocoos Sur	<0.05	<0.05	<0.05	<0.05	<0.05	<0.05	<0.0 ₁₅	0.039	0.042	0.057	0.037	*
SUD-2	Doña Alicia Memorial Bridge	Sudipen, La Union	<0.05	<0.05	<0.05	<0.05	<0.05	0.07	0.016	0.030	0.032	0.049	0.044	*
BAN-2	Ma. Cristina West	Bangar, La Union	<0.05	<0.05	<0.05	<0.05	<0.05	0.06	0.017	0.058	0.049	0.055	0.035	*
DENR Water Quality Guideline Value for Class " C " Water Classification			≤0.05						≤0.025					

(-) No samples were collected due to inaccessibility going to the monitoring station

(*) Completed the ten (10) month data

Exceeds the Water Quality Guidelines



Protect the environment... Protect Life...

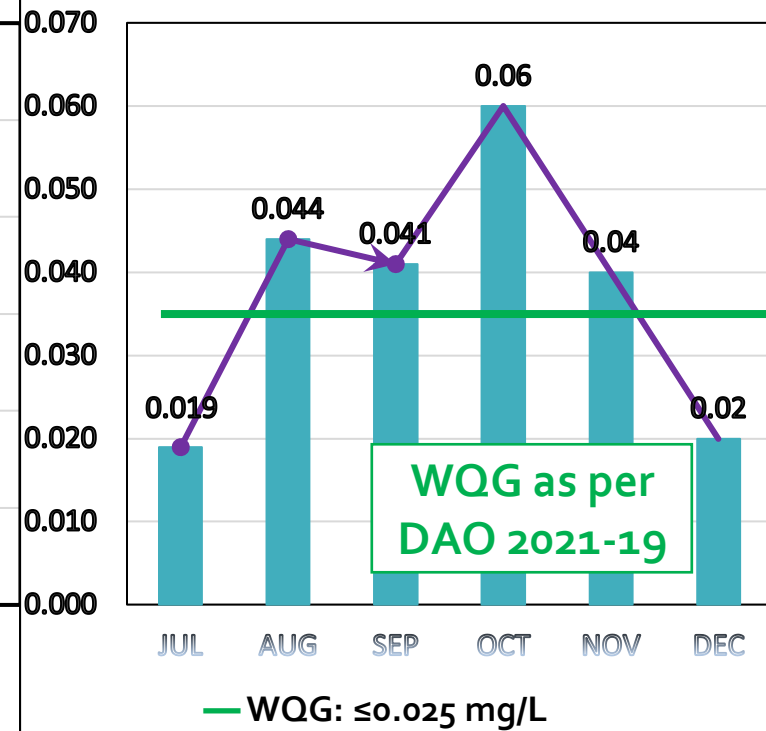
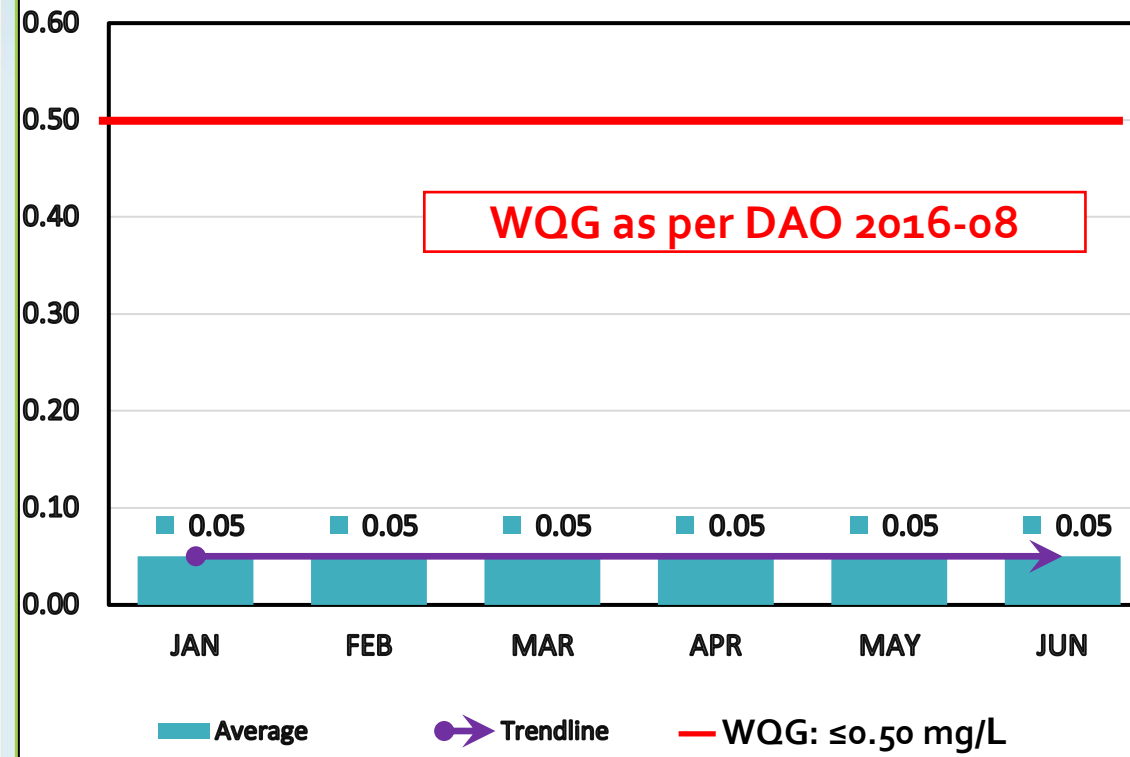
Department of Environment and Natural Resources - ENVIRONMENTAL MANAGEMENT BUREAU Regional Office No. 1

Tel. No. (072)-687-8370; e-mail: r1@emb.gov.ph



Graphical Presentation

Average Phosphate (mg/L)



Protect the environment... Protect Life...

Department of Environment and Natural Resources - ENVIRONMENTAL MANAGEMENT BUREAU Regional Office No. 1
Tel. No. (072)-687-8370; e-mail: r1@emb.gov.ph



Water Quality Monitoring Data, For the CY 2021

STN. I.D	NAME OF STATION	Location	Temperature (°C)											
			Jan	Feb	Mar	Apr	May	Jun	Jul	Aug	Sep	Oct	Nov	Dec
SUY-1	Urzadan	Suyo, Ilocos Sur	29.8	25.9	26.8	30.6	27.8	26.2	30.7	-	25.6	26.4	24.8	26.9
SUY-2	Poblacion-Suyo	Suyo, Ilocos Sur	29.7	26.3	30.0	32	30	27.0	-	-	25.7	-	-	-
ALI-3	Amilongan B	Alilem, Ilcoos Sur	25.8	22.2	29.8	26.2	29.7	33.4	33.8	-	27.5	26.7	22.8	23.9
ALI-4	Poblacion-Alilem	Alilem, Ilcoos Sur	26.6	25.0	33.0	30.1	33.6	33.2	34.5	-	30.9	25.7	25.8	28.9
SUG-1	Balbalayang	Sugpon, Ilocos Sur	25.8	28.3	31.2	30	32.3	29.1	36.1	-	30.5	28	27.7	27.5
SUD-1	Duplas-Bulalaan	Sudipen, La Union	25.3	28.8	30.8	34.2	Dry	32.6	36.2	-	28.4	29.4	30.5	29.8
ALI-1	Dalawa	Alilem, Ilcoos Sur	28.1	27.5	31.5	28.5	25.7	32.2	34.4	-	34.9	30.3	27.7	28.4
SUD-2	Doña Alicia Memorial Bridge	Sudipen, La Union	30.9	22.2	29.5	29.2	28.4	30.7	31.7	-	28.9	28.3	27.3	29.5
BAN-2	Ma. Cristina West	Bangar, La Union	29.1	28.8	31.7	28.1	32.3	33.6	35.6	-	28.6	25.2	28.6	27.8
DENR Water Quality Guideline Value for Class " C " Water Classification			25-31°C											

(-) No samples were collected due to inaccessibility going to the monitoring station

(*) Completed the ten (10) month data

Exceeds the Water Quality Guidelines



Protect the environment... Protect Life...

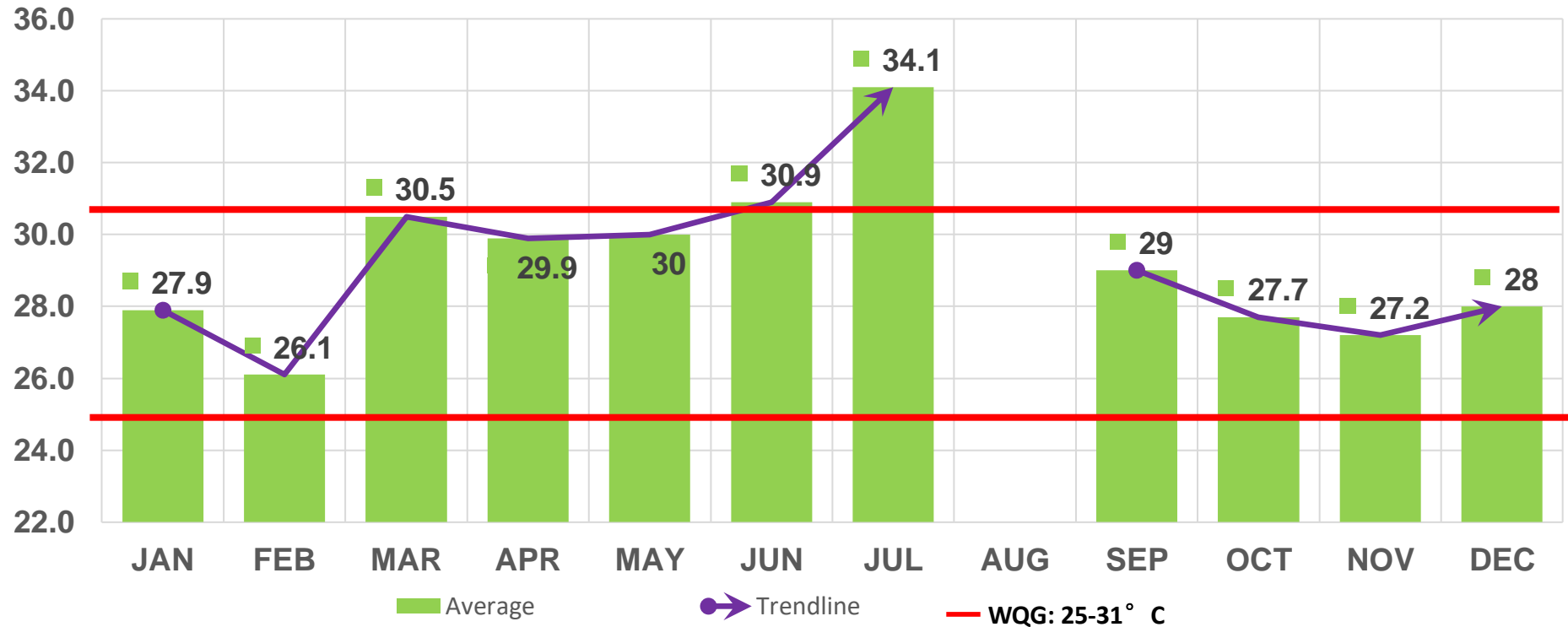
Department of Environment and Natural Resources - ENVIRONMENTAL MANAGEMENT BUREAU Regional Office No. 1

Tel. No. (072)-687-8370; e-mail: r1@emb.gov.ph



Graphical Presentation

Temperature (°C)



Water Quality Monitoring Data, For the CY 2021

STN. I.D	NAME OF STATION	Location	Color (TCU)											
			Jan	Feb	Mar	Apr	May	Jun	Jul	Aug	Sep	Oct	Nov	Dec
SUY-1	Urzadan	Suyo, Ilocos Sur	<5	<5	<5	5	5	10	<5	5	<5	<5	<5	*
SUY-2	Poblacion-Suyo	Suyo, Ilocos Sur	<5	<5	5	5	5	10	-	-	<5	-	-	*
ALI-3	Amilongan B	Alilem, Ilcoos Sur	<5	5	<5	5	5	5	<5	5	<5	<5	<5	<5
ALI-4	Poblacion-Alilem	Alilem, Ilcoos Sur	<5	5	<5	5	<5	10	<5	5	<5	<5	5	*
SUG-1	Balbalayang	Sugpon, Ilocos Sur	<5	<5	<5	<5	<5	10	5	5	<5	<5	<5	*
SUD-1	Duplas-Bulalaan	Sudipen, La Union	5	10	5	10	Dry	5	5	5	<5	<5	5	*
ALI-1	Dalawa	Alilem, Ilcoos Sur	<5	<5	<5	5	<5	10	5	5	<5	<5	<5	*
SUD-2	Doña Alicia Memorial Bridge	Sudipen, La Union	<5	<5	<5	<5	5	10	5	5	<5	<5	5	*
BAN-2	Ma. Cristina West	Bangar, La Union	<5	<5	<5	<5	<5	10	5	5	<5	<5	<5	*
DENR Water Quality Guideline Value for Class " C " Water Classification			≤75 TCU											

(-) No samples were collected due to inaccessibility going to the monitoring station

(*) Completed the ten (10) month data



Protect the environment... Protect Life...

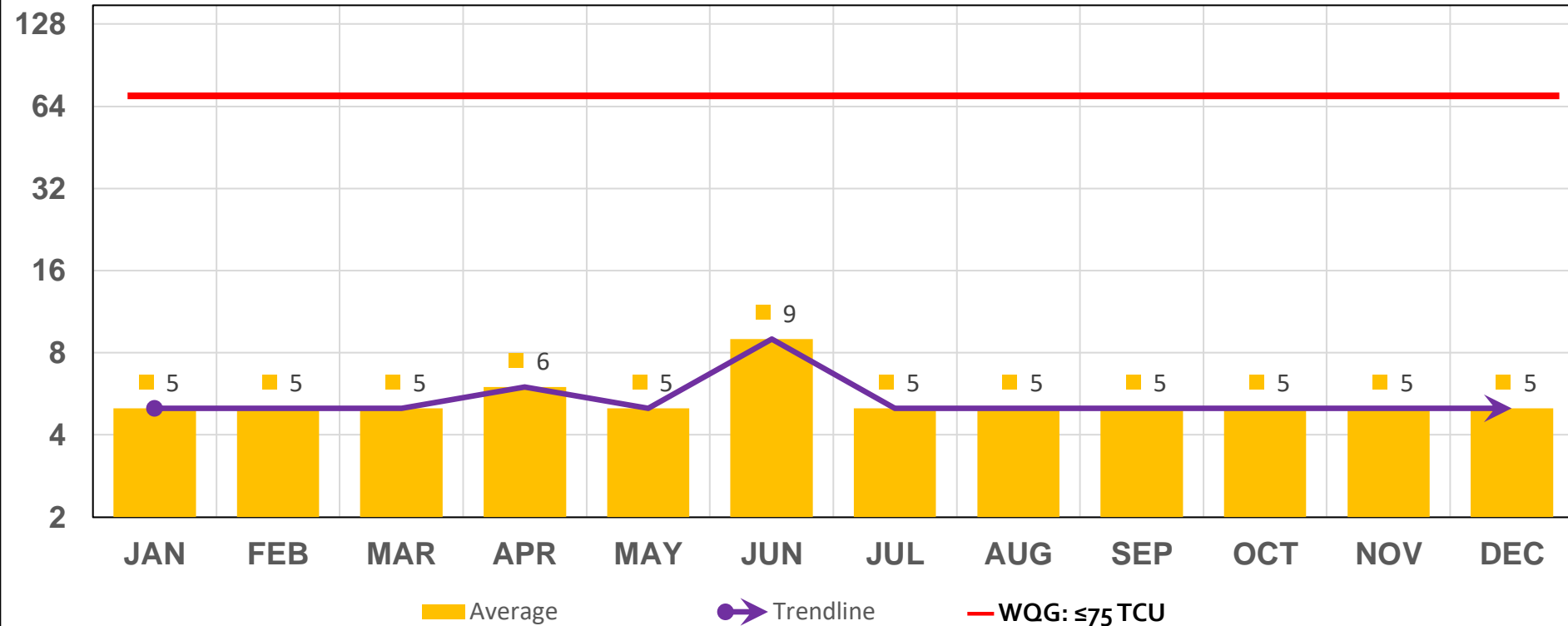
Department of Environment and Natural Resources - ENVIRONMENTAL MANAGEMENT BUREAU Regional Office No. 1

Tel. No. (072)-687-8370; e-mail: r1@emb.gov.ph



Graphical Presentation

Average Color (TCU)



Protect the environment... Protect Life...

Department of Environment and Natural Resources - ENVIRONMENTAL MANAGEMENT BUREAU Regional Office No. 1
Tel. No. (072)-687-8370; e-mail: r1@emb.gov.ph



Water Quality Monitoring Data, For the CY 2021

STN. I.D	NAME OF STATION	Location	Chloride (mg/L)											
			Jan	Feb	Mar	Apr	May	Jun	Jul	Aug	Sep	Oct	Nov	Dec
SUY-1	Urzadan	Suyo, Ilocos Sur	<10	<10	<10	<10	<10	<10	<10	<10	<10	<10	*	*
SUY-2	Poblacion-Suyo	Suyo, Ilocos Sur	<10	<10	<10	<10	<10	<10	-	-	<10		*	*
ALI-3	Amilongan B	Alilem, Ilocoos Sur	11	<10	14	11	11	<10	<10	<10	<10	<10	<10	<10
ALI-4	Poblacion-Alilem	Alilem, Ilocoos Sur	<10	<10	<10	<10	<10	<10	<10	<10	<10	<10	*	*
SUG-1	Balbalayang	Sugpon, Ilocos Sur	<10	<10	<10	<10	<10	<10	<10	<10	<10	<10	*	*
SUD-1	Duplas-Bulalaan	Sudipen, La Union	<10	<10	<10	<10	Dry	<10	<10	<10	<10	<10	*	*
ALI-1	Dalawa	Alilem, Ilocoos Sur	<10	<10	<10	<10	<10	<10	<10	<10	<10	<10	*	*
SUD-2	Doña Alicia Memorial Bridge	Sudipen, La Union	<10	<10	<10	<10	<10	<10	<10	<10	<10	<10	*	*
BAN-2	Ma. Cristina West	Bangar, La Union	<10	<10	<10	<10	<10	<10	<10	<10	<10	<10	*	*
DENR Water Quality Guideline Value for Class " C " Water Classification			25-31°C											

(-) No samples were collected due to inaccessibility going to the monitoring station

(*) Completed the ten (10) month data



Protect the environment... Protect Life...

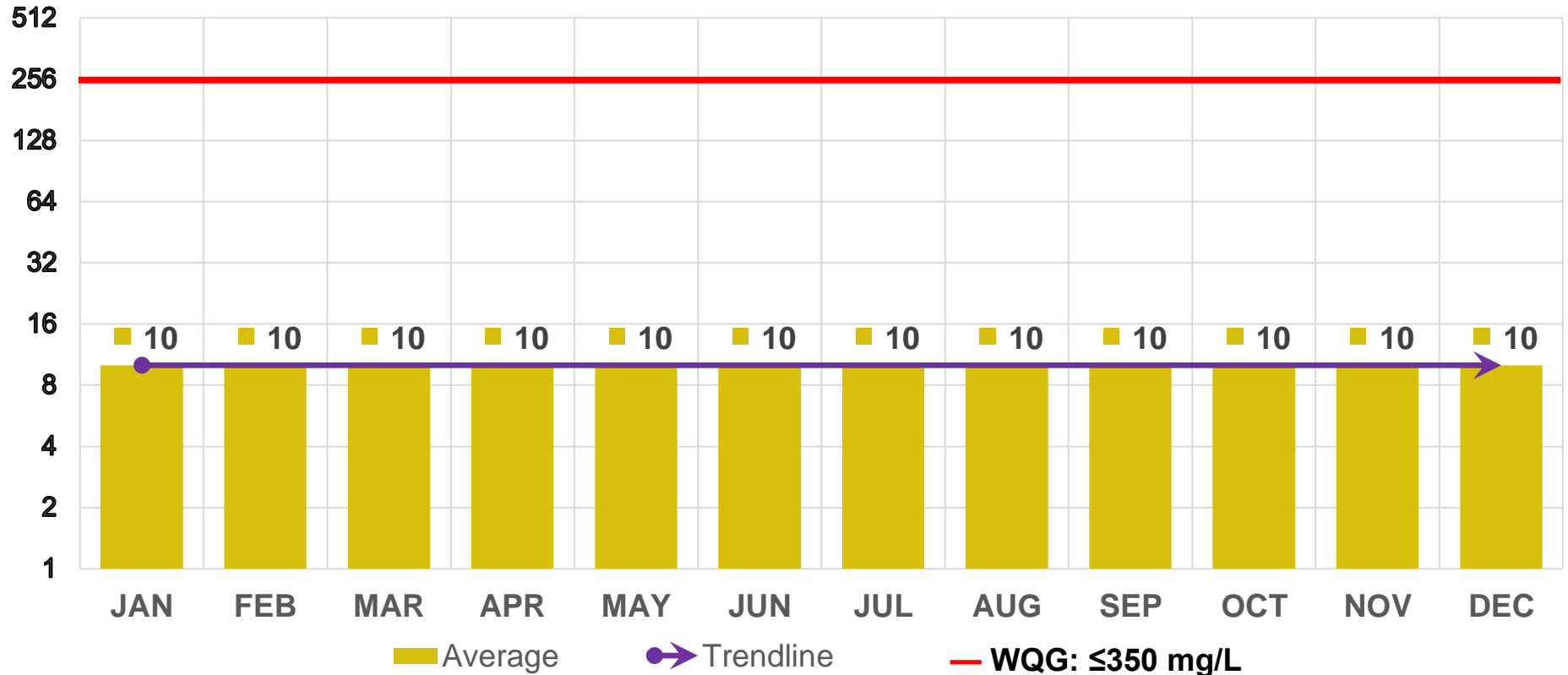
Department of Environment and Natural Resources - ENVIRONMENTAL MANAGEMENT BUREAU Regional Office No. 1

Tel. No. (072)-687-8370; e-mail: r1@emb.gov.ph



Graphical Presentation

Average Chloride (mg/L)



Water Quality Monitoring Data, For the CY 2021

STN. I.D	NAME OF STATION	Location	Fecal Coliform (FC)											
			Jan	Feb	Mar	Apr	May	Jun	Jul	Aug	Sep	Oct	Nov	Dec
SUY-1	Urzadan	Suyo, Ilocos Sur	2400	280	170	3500	1300	3500	24000	5400	54000	17000	5400	*
SUY-2	Poblacion-Suyo	Suyo, Ilocos Sur	49	220	330	490	490	2400	-	-	16000	-	-	-
ALI-3	Amilongan B	Alilem, Ilcoos Sur	330	330	79	33	2400	330	16000 0	5400	17000	16000	24000	3500
ALI-4	Poblacion-Alilem	Alilem, Ilcoos Sur	490	790	33	490	790	2400	3500	9200	14000	7000	>160000	*
SUG-1	Balbalayang	Sugpon, Ilocos Sur	230	230	23	230	230	2600	7000	1300	24000	2400	>160000	*
SUD-1	Duplas-Bulalaan	Sudipen, La Union	490	490	110 0	79	Dry	9200	35000	92000	54000	17000	>160000	*
ALI-1	Dalawa	Alilem, Ilcoos Sur	330	790	23	130	490	2200	2400	9200	5400	790	92000	*
SUD-2	Doña Alicia Memorial Bridge	Sudipen, La Union	46	230	23	330	490	16000	24000	16000 0	24000	3500	16000	*
BAN-2	Ma. Cristina West	Bangar, La Union	33	94	280	790	130	9200	2400	1100	24000	54000	9200	*

DENR Water Quality Guideline

Value for

Class " C " Water Classification

200 MPN/100ml

(-) No samples were collected due to inaccessibility going to the monitoring station

(*) Completed the ten (10) month data

Exceeded Water Quality Criteria



Protect the environment... Protect Life...

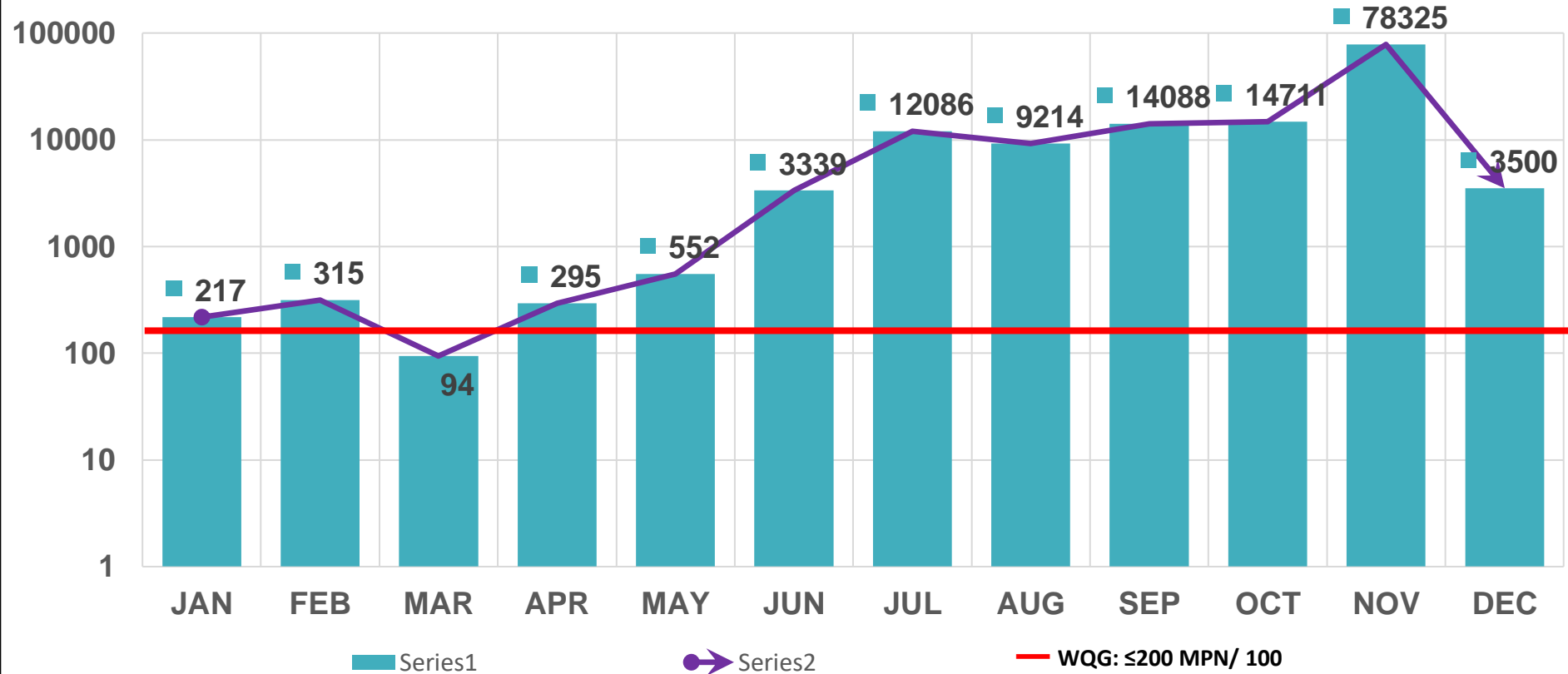
Department of Environment and Natural Resources - ENVIRONMENTAL MANAGEMENT BUREAU Regional Office No. 1

Tel. No. (072)-687-8370; e-mail: r1@emb.gov.ph



Graphical Presentation

Geomean of Fecal Coliform (MPN/100_{mL})



Protect the environment... Protect Life...

Department of Environment and Natural Resources - ENVIRONMENTAL MANAGEMENT BUREAU Regional Office No. 1
Tel. No. (072)-687-8370; e-mail: r1@emb.gov.ph



Seven Year Comparison (Fecal Coliform)

STN. I.D	NAME OF STATION	Location	Fecal Coliform							
			CY 2015	CY 2016	CY 2017	CY 2018	CY 2019	CY 2020	CY 2021	% increase/ decrease from CY 2020- CY 2021
SUY-1	Urzadan	Suyo, Ilocos Sur	74	97	1767	342	2224	727	3568	79.6% increase
SUY-2	Poblacion-Suyo	Suyo, Ilocos Sur	61	78	1903	257	1802	1069	637	67.8% decrease
ALI-3	Amilongan B	Alilem, Ilcoos Sur	67	138	1663	391	954	1007	2926	65.6% increase
ALI-4	Poblacion-Alilem	Alilem, Ilcoos Sur	70	222	1237	503	1295	1080	2563	57.9% increase
SUG-1	Balbalayang	Sugpon, Ilocos Sur	371	97	2635	294	467	519	1509	65.6% increase
SUD-1	Duplas-Bulalaan	Sudipen, La Union	117	86	2687	658	2118	1627	10156	84.0% increase
ALI-1	Dalawa	Alilem, Ilcoos Sur	170	84	1537	148	1664	683	1496	54.3% increase
SUD-2	Doña Alicia Memorial Bridge	Sudipen, La Union	109	122	841	938	1456	1403	3007	42.2% increase
BAN-2	Ma. Cristina West	Bangar, La Union	127	79	1580	696	1637	1069	1848	103.23% decrease
DENR Water Quality Guideline Value for Class " C " Water Classification			200 MPN/ 100 ml							

Exceeds the Water Quality Guidelines



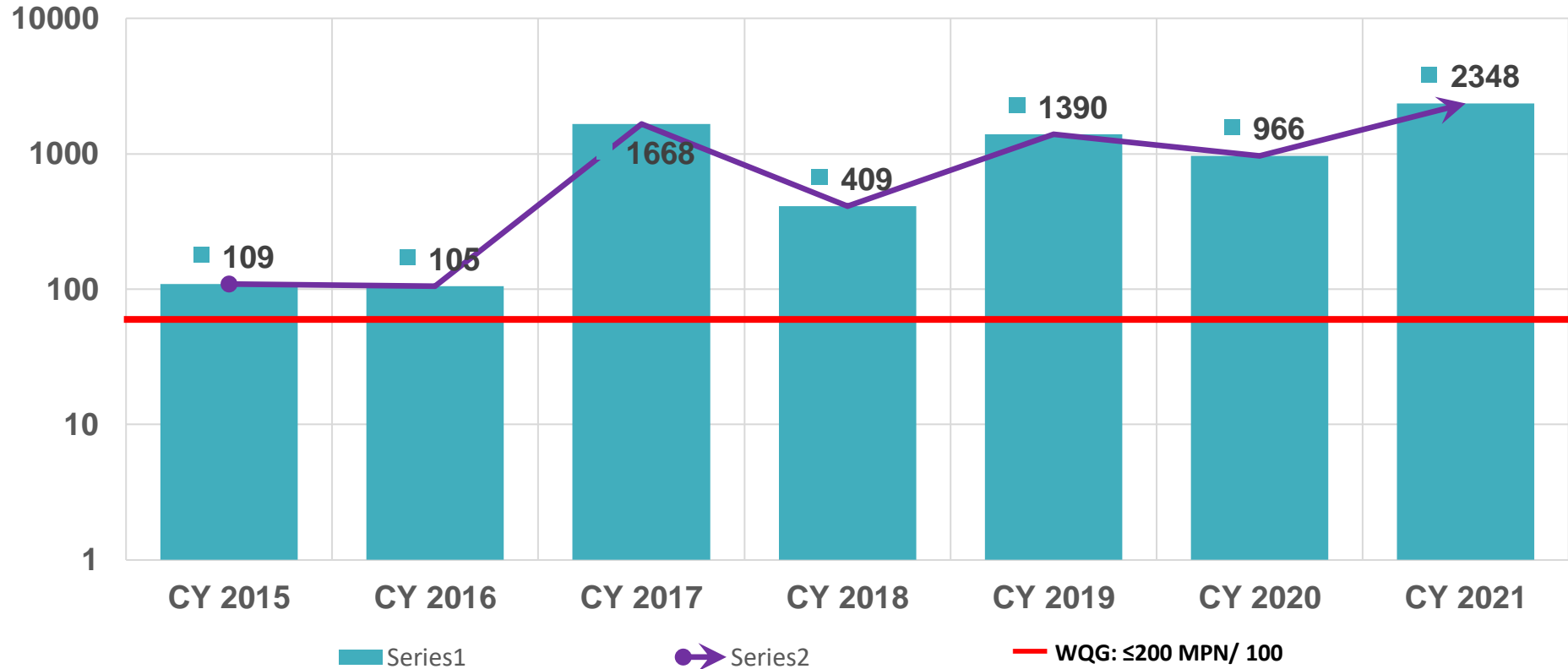
Protect the environment... Protect Life...

Department of Environment and Natural Resources - ENVIRONMENTAL MANAGEMENT BUREAU Regional Office No. 1
Tel. No. (072)-687-8370; e-mail: r1@emb.gov.ph



Graphical Presentation

Seven (7) Years Geomean of Fecal Coliform (MPN/100_{mL})



Protect the environment... Protect Life...

Department of Environment and Natural Resources - ENVIRONMENTAL MANAGEMENT BUREAU Regional Office No. 1
Tel. No. (072)-687-8370; e-mail: r1@emb.gov.ph





LARS-WQMA

Accomplishments

CY 2021

1st Quarter LARS-WQMA Joint Governing Board, Executive Committee, Technical Working Group and Multi-Sectoral Group Meeting

February 10, 2021

QUARTERLY MEETING




	Decimal	DMS
Latitude	16.597891	16°35'52" N
Longitude	120.322493	120°19'20" E
2021-02-10(Wed) 10:43		




	Decimal	DMS
Latitude	16.59789	16°35'52" N
Longitude	120.322477	120°19'20" E
2021-02-10(Wed) 12:03		



	Decimal	DMS
Latitude	16.597896	16°35'52" N
Longitude	120.322484	120°19'20" E
2021-02-10(Wed) 12:04		




	Decimal	DMS
Latitude	16.59785	16°35'52" N
Longitude	120.322514	120°19'21" E
2021-02-10(Wed) 10:43		



2nd Quarter LARS-WQMA Joint Governing Board, Executive Committee, Technical Working Group and Multi-Sectoral Group Meeting

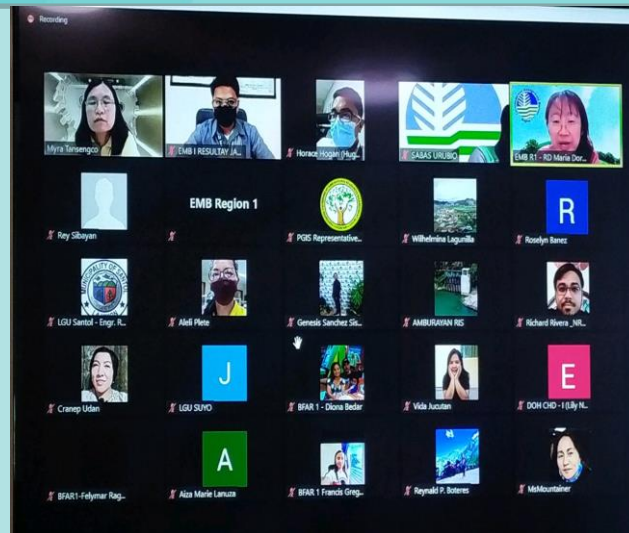
May 11, 2021

QUARTERLY MEETING



	Decimal	DMS
Latitude	16.597858	16°35'52" N
Longitude	120.322391	120°19'20" E

2021-05-11(Tue) 09:30



	Decimal	DMS
Latitude	16.597864	16°35'52" N
Longitude	120.322398	120°19'20" E

2021-05-11(Tue) 09:36



	Decimal	DMS
Latitude	16.597852	16°35'52" N
Longitude	120.32239	120°19'20" E

2021-05-11(Tue) 10:11



	Decimal	DMS
Latitude	16.597868	16°35'52" N
Longitude	120.322417	120°19'20" E

2021-05-11(Tue) 10:19

3rd Quarter LARS-WQMA Joint Governing Board, Executive Committee, Technical Working Group and Multi-Sectoral Group Meeting

August 11, 2021

QUARTERLY MEETING



4th Quarter LARS-WQMA Joint Governing Board, Executive Committee, Technical Working Group and Multi-Sectoral Group Meeting

November 10, 2021

QUARTERLY MEETING




LOWER AMBURAYAN RIVER SYSTEM – WATER QUALITY MANAGEMENT AREA (LARS-WQMA)

THIRD ANNUAL CELEBRATION OF THE “PIESTA TI KARAYAN AMBURAYAN”

Municipal Gymnasium, Alilem, Ilocos Sur

July 2, 2021

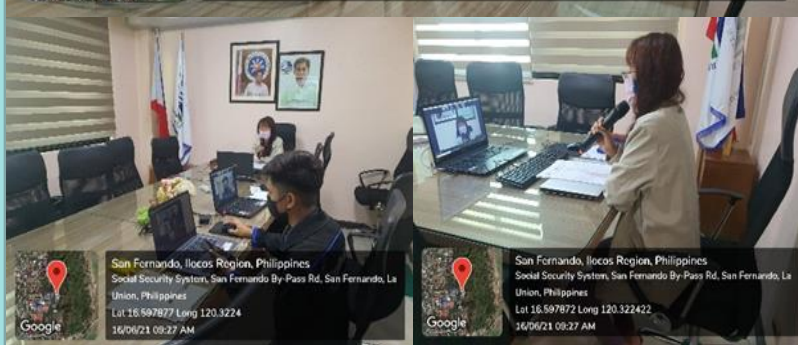
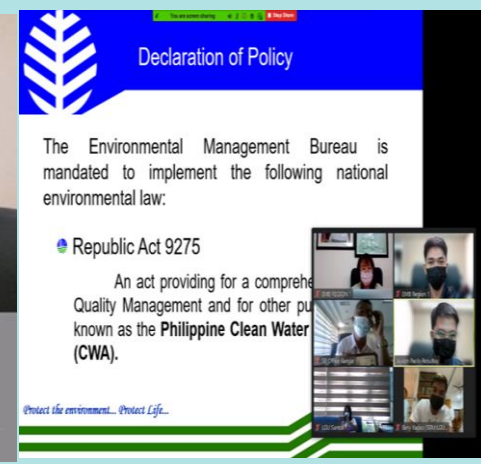
PHOTO DOCUMENTATION



LOWER AMBURAYAN RIVER SYSTEM – WATER QUALITY MANAGEMENT AREA (LARS-WQMA) WORKSHOP FOR THE POLLUTION LOAD ASSESSMENT OF THE LOWER AMBURAYAN RIVER (BANGAR, SANTOL AND SUDIPEN, LA UNION)

June 16, 2021

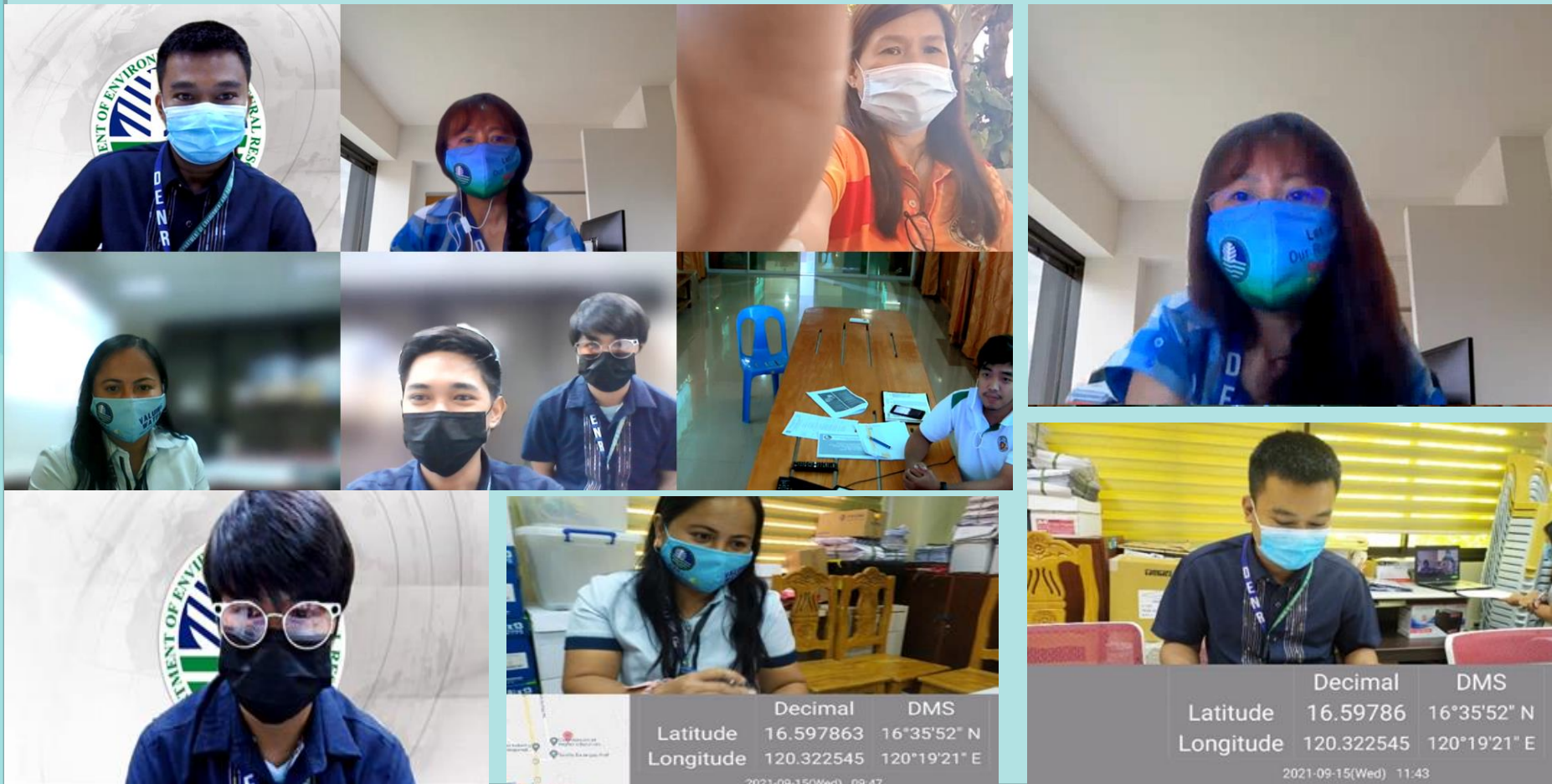
PHOTO DOCUMENTATION



WATER QUALITY MANAGEMENT AREA (LARS-WQMA) WORKSHOP FOR THE POLLUTION LOAD ASSESSMENT OF THE LOWER AMBURAYAN RIVER (ALILEM, SIGAY AND SUYO, ILOCOS SUR) *cum* ASSESSMENT OF 5-YEAR LGU COMPLIANCE SCHEME

September 15, 2021

PHOTO DOCUMENTATION



	Decimal	DMS
Latitude	16.597863	16°35'52" N
Longitude	120.322545	120°19'21" E

2021-09-15(Wed) 09:47

	Decimal	DMS
Latitude	16.59786	16°35'52" N
Longitude	120.322545	120°19'21" E

2021-09-15(Wed) 11:43



Thank You!

For more information about the Clean Water Act and Water Quality Management Area, log on to:

r1.emb.gov.ph

**EMB Regional Office No. 1
DENR Building, Government Center, Brgy. Sevilla,
City of San Fernando, La Union**

**(072) 607-3057; 700-2448
700-2449 (Telefax)**