

QUARTERLY PHYSICAL REPORT OF OPERATION
As of December 31, 2017

Department: **SUCS**
Agency: **University of Northern Philippines**
Operating Unit:
Organization Code (UACS): **080140000000**

x	Current Year Appropriations
	Supplemental Appropriations
	Continuing Appropriations
	Off-Budget Account

Particulars	UACS CODE	Physical Targets (Budget Year)					Current Year's Accomplishments					% of Accomplishment	Remarks
		1st Quarter	2nd Quarter	3rd Quarter	4th Quarter	TOTAL	1st Quarter	2nd Quarter	3rd Quarter	4th Quarter	TOTAL		
1	2	3	4	5	6	7=(3+4+5+6)	8	9	10	11	12=(8+9+10+11)	13	14
MFO I: HIGHER EDUCATION SERVICES	301000000												
Total number of graduates		0	2377	0	0	2377	0	2453	24	44	2521	106.06%	
% of total graduates that are in priority courses		0	38.37% (912/2377)	0	0	38.37% (912/2377)	0	58.91% (1445/2453)	54.17% (13/24)	72.73% (32/44)	59.10% (1490/2521)	154.03%	
Ave passing % of licensure exams by the SUC graduates/ national ave % passing across all disciplines covered by the SUC		1.02 (50/49)	0.98 (48/49)	1.04 (52/50)	0.96 (46/48)	1.00 (50/50)	0.46 (36.36/79.73)	1.08 (51.47/47.60)	0.64 (51.67/80.75)	1.08 (60.69/56.34)	1.02 (57.27/55.95)	102.00%	
% of programs accredited at: Level 1, Level 2, Level 3													
% of programs accredited at: Level 1		0	0	0	77.78% (7/9)	77.78% (7/9)	700% (7/1)	0	0	0	700% (7/1)	899.97%	
% of programs accredited at: Level 2		0	0	0	36.36% (4/11)	36.36% (4/11)	142.86% (10/7)	0	0	0	142.86% (10/7)	392.90%	
% of programs accredited at: Level 3		0	0	0	77.78% (14/18)	77.78% (14/18)	140.00% (14/10)	0	0	0	140.00% (14/10)	179.99%	Level III - Phase I Revisit Area VII-IX on December 11-15, 2017: BS Architecture
% of programs accredited at: Level 4		0	0	0	12.50% (2/16)	12.50% (2/16)	0	0	0	0	0	0%	Awaiting Result: Level IV - Phase I Visit on December 11-15, 2017: BEED, BSED, BSIE
% of graduates who finished academic program according to the prescribed timeframe		0	80% (1900/2377)	0	0	80% (1900/2377)	0	88.54% (2232/2521)	0	0	88.54% (2232/2521)	110.68%	
MFO 2: ADVANCED EDUCATION SERVICES	302010000												
Total number of graduates		0	150	0		150	0	142	32	82	256	170.67%	
% of graduates engaged in employment within 6 months after graduation		0	0	0	94% (141/150)	94% (141/150)	0	0	0	94.54% (173/183)	94.54% (173/183)	100.57%	
% of graduates who rate timeliness of education delivery/ supervision as good or better		0	0	0	89% (134/150)	89% (134/150)	0	0	0	100% (413/413)	100% (413/413)	112.36%	


Particulars	UACS CODE	Physical Targets (Budget Year)					Current Year's Accomplishments					% of Accomplishment	Remarks
		1st Quarter	2nd Quarter	3rd Quarter	4th Quarter	TOTAL	1st Quarter	2nd Quarter	3rd Quarter	4th Quarter	TOTAL		
1	2	3	4	5	6	7=(3+4+5+6)	8	9	10	11	12=(8+9+10+11)	13	14
MFO 3: RESEARCH SERVICES	303010000												
No. of research studies completed		10	20	20	26	76	10	24	23	19	76	100.00%	
% of research outputs published in a recognized refereed journal or submitted for patenting/patented		0	4.44 (10/225)	4.44 (10/225)	4.44 (10/225)	13.33% (30/225)	0	2.22% (5/225)	2.22% (5/225)	8.89% (20/225)	13.33% (30/225)	100.00%	
% of research projects completed or completed on schedule		6.58% (5/76)	13.16% (10/76)	19.74% (15/76)	30.26% (23/76)	69.74% (53/76)	5.26% (4/76)	23.68% (18/76)	19.74% (15/76)	21.05% (16/76)	69.74% (53/76)	100.00%	
MFO 4: TECHNICAL ADVISORY EXTENSION SERVICES	304010000												
No. of persons trained weighted by the length of training		1120	1510	1760	960	5350	1161	1520	1790	1888	6359	118.86%	
% of trainees/clients who rate services rendered as good or better		23.10% (67/290)	25.52% (74/290)	26.55% (77/290)	16.21% (47/290)	91.38% (265/290)	23.79% (69/290)	26.20% (76/290)	27.59% (80/290)	17.24% (50/290)	94.82% (275/290)	103.76%	
% of persons given training or advisory services who rate timeliness of service delivery as good or better		23.33% (980/4200)	27.14% (1140/4200)	27.86% (1170/4200)	14.17% (595/4200)	92.50% (3885/4200)	23.45% (985/4200)	27.38% (1150/4200)	28.05% (1178/4200)	14.29% (600/4200)	93.17% (3913/4200)	100.72%	
Support to Operation	20000000												
Number of personnel enabled to pursue advance studies		0	75	0	0	75	65	29	0	0	94	125.33%	
General Administration and Support Services	100010000												
BUR Obligations		10% (55,901,300/ 559,013,000)	16% (89,442,080/ 559,013,000)	19% (106,212,470/ 559,013,000)	45% (251,555,850/ 559,013,000)	90% (503,111,700/ 559,013,000)	16% (87,932,901.27/ 559,013,000)	20% (111,230,011.74/ 559,013,000)	31% (177,005,104.18/ 559,013,000)	32% (178,013,657.85/ 559,013,000)	99% (554,181,675.04/ 559,013,000)	110.00%	
BUR Disbursements		10% (50,311,170/ 503,111,700)	16% (80,497,872/ 503,111,700)	19% (95,591,223/ 503,111,700)	49% (226,400,265/ 503,111,700)	90% (452,800,530/ 503,111,700)	17% (87,932,901.27/ 503,111,700)	22% (111,230,011.74/ 503,111,700)	20% (99,482,283.36/ 503,111,700)	17% (84,055,126.10/ 503,111,700)	76% (382,700,322.47/ 503,111,700)	84.44%	

Prepared by:


In coordination with:

Recommending Approval:

Approved by:


MA. THERESA F. PESCADOR
Director


University Planning & Information System Management
Date: January 17, 2018

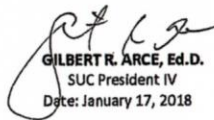

WILFREDA T. PIPO
Supervising Admin Officer
(Budget)

Date: January 17, 2018


RINO C. REYES
Director
Finance Services/Accountant IV

Date: January 17, 2018


ALBERTO R. TEJERO
Vice President for Finance & Administration
Date: January 17, 2018


GILBERT R. ARCE, Ed.D.
SUC President IV
Date: January 17, 2018